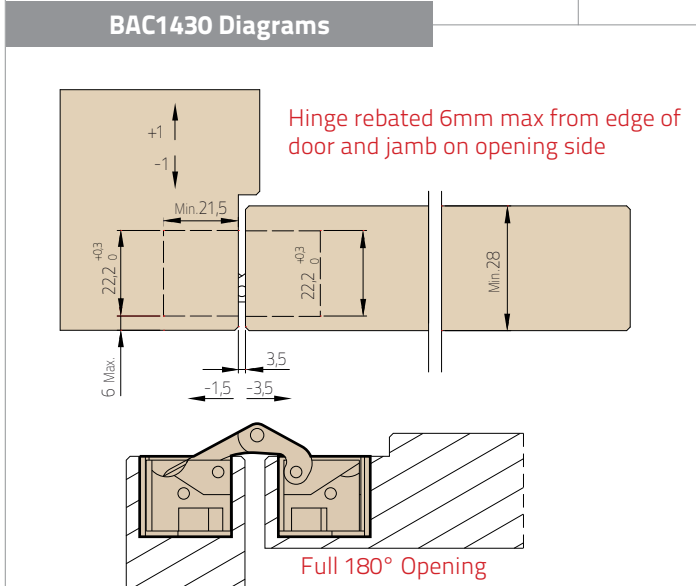
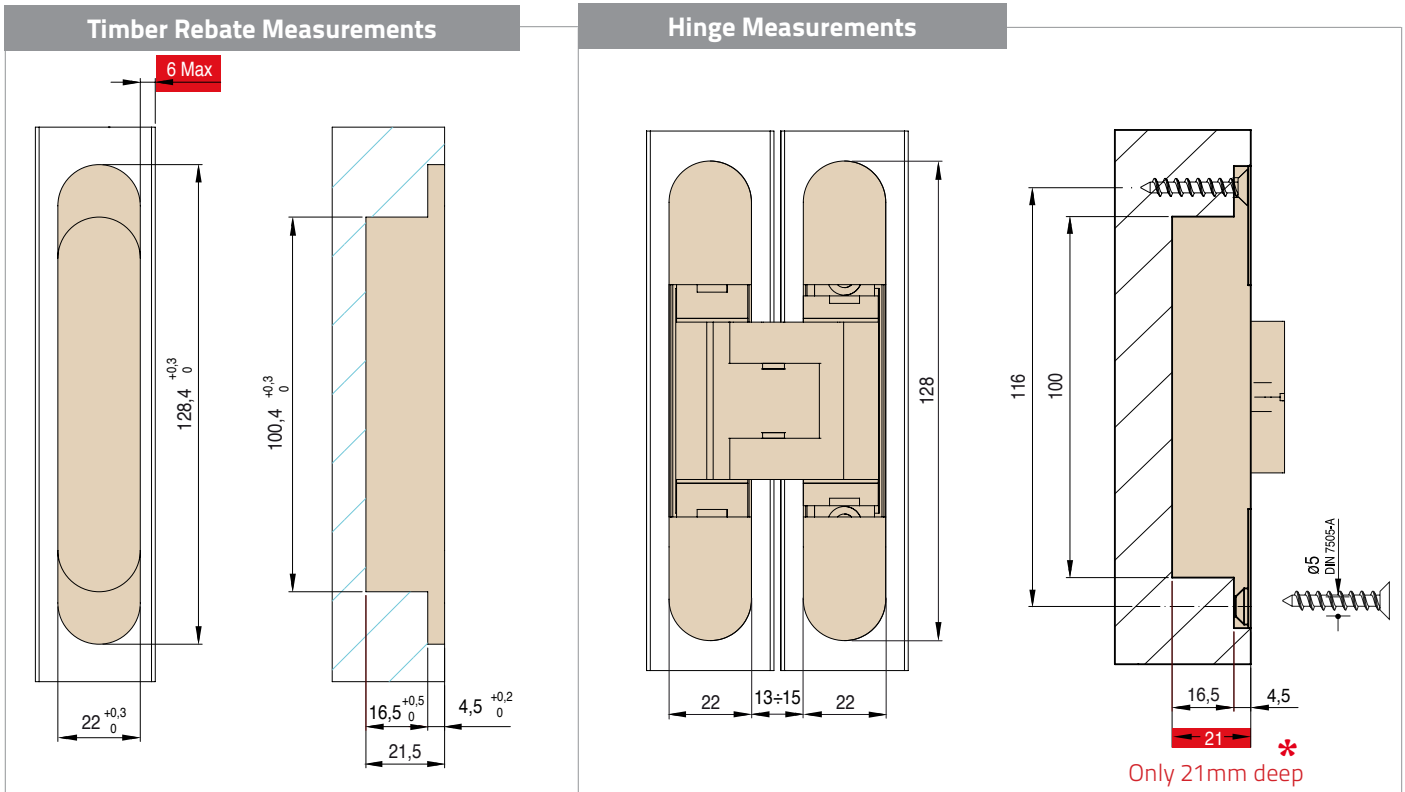
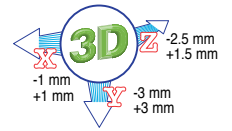


3D Concealed Hinge BAC1430 Technical Data

Fully Adjustable: Max 80kg

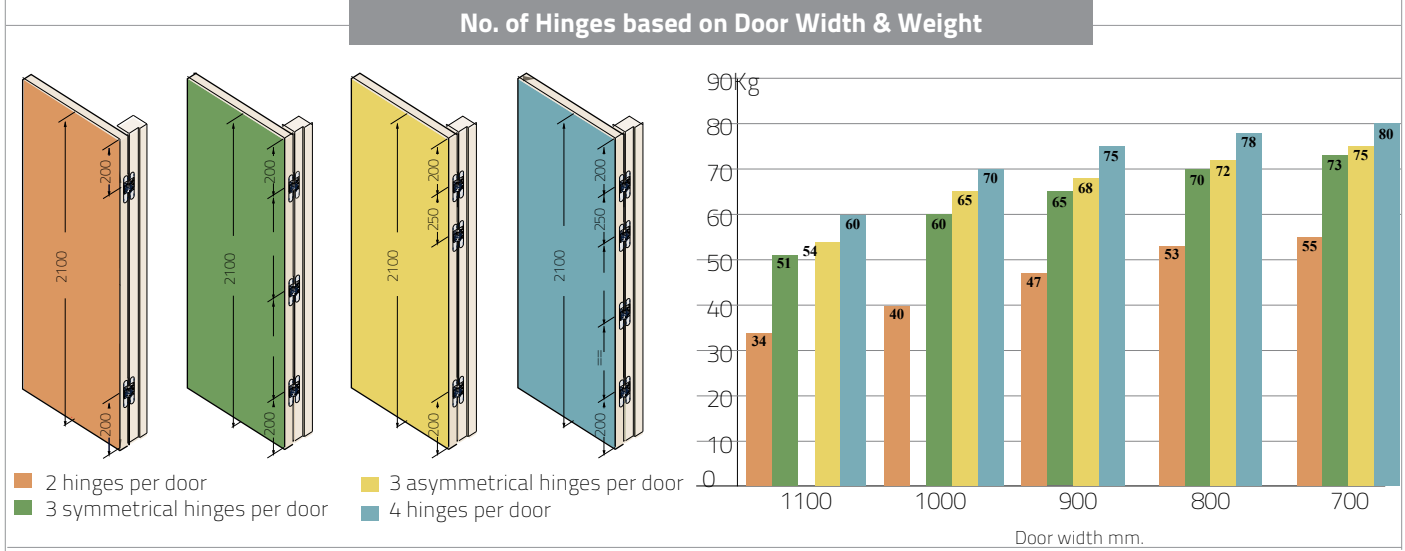


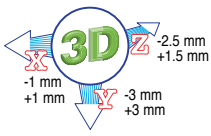
BAC1430 Quick Facts

- 3D adjustable
- Ceam quick release system
- Available in multiple finishes
- 100% Made in Italy for over 50 years
- Suitable for high frequency opening doors
- Jig & router template available for easy installation
- Suitable for internal & external (under cover) locations
- Suitable for residential, commercial & industrial locations

Note: if being used with a door closer see page 36.

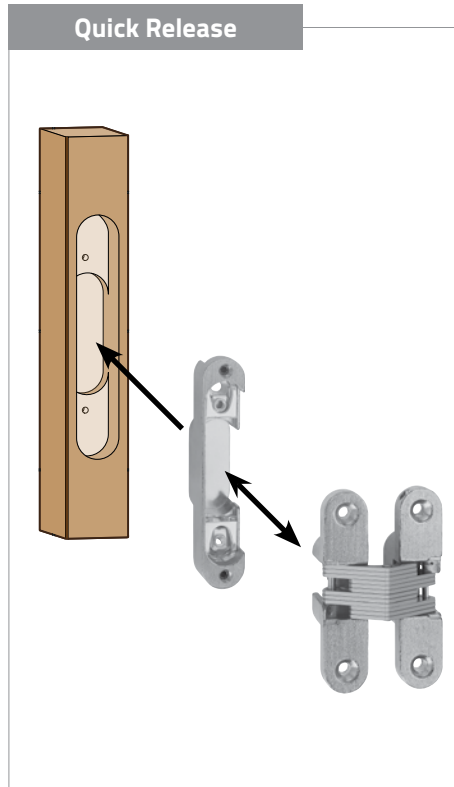
Min 2mm gap between door and jamb





3D Concealed Hinge BAC1430 Functional Data

Fully Adjustable: Max 80kg



The BAC1430 3D adjustable concealed hinge is revolutionary in its design and is rated to carry a 80kg door to 180° opening aperture.

A blended door to wall look and feel: once closed, the BAC1430 hinge becomes invisible, hidden away by the jamb and the door butting up against each other.

Walls no longer need to be visually interrupted by the traditional butt hinge where the two leaves of the hinge meet and protrude out past the jamb.

The formal architectural composition of a wall can now continue without interruption, creating an aesthetically appealing appearance that is truly clean and elegant.

Quick release: Ceam's quick release system is revolutionary - once the hinge is installed, you never need touch the door or jamb again.

The hinge sits within a cup, the cup is rebated and fixed to the door and jamb, the hinge is then fastened to the cup. As a result, if the door needs to come down, all you do is unscrew the locking bolts and remove the hinge from the cup.

The door can be removed and reinstalled for painting and adjustments without damaging timber or paint work, saving time and money.

Door movement: over time, this can be an expensive problem to fix. Not with the BAC1430 3D adjustable hinge; it specifically caters for door movement.

Once movement occurs, a door may not close properly or rub the paintwork. To fix, the door needs to come down and then the door and/or jamb needs to be planed and repainted; a costly and time consuming effort.

Using the BAC1430, simply adjust the position of the door via the settings within the hinge. This adjustment is done without the door coming down.

NEW model - Completely Coloured Including the knuckle 3D Adjustable Concealed Hinge Available in White



BAC1430 Quick Facts

Min. door thickness	28mm
Max. door weight	80kg- Subject to Width & Weight Chart
Narrow timber rebate	21mm (ideal for thin jambs)
Gap when closed	2mm
Working aperture	180°
Manufacturing location	100% Made in Italy
Reliability	Certified to over 150,000 cycles
Adjustable	3D adjustment on 3 (X,Y,Z) axes
Quick Release	Ceam quick release system, never need to touch the door or jamb again



BAC1430 Order Codes	
Complete hinge including knuckle is one finish	
BAC1430SC	Satin Chrome
BAC1430PB	Polished Brass
BAC1430BL	Black
BAC1430WH	White
BACJIG-BACT1430	Jig & hinge template (rent or buy) pg. 37-39