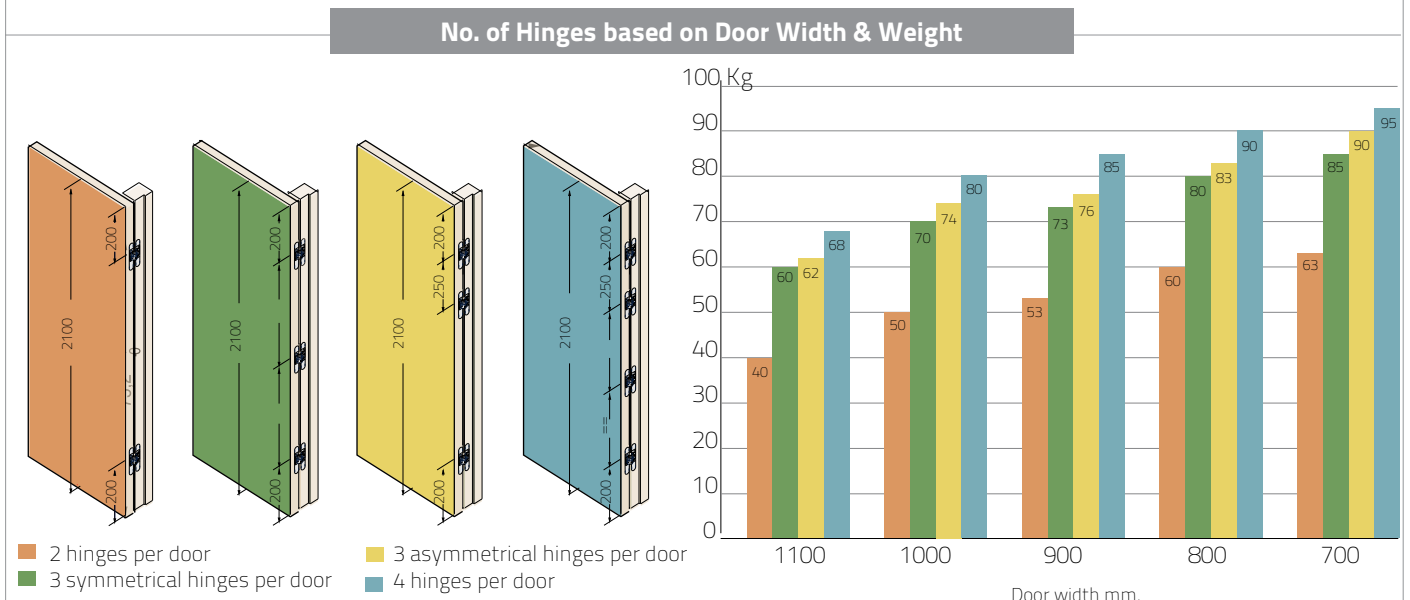
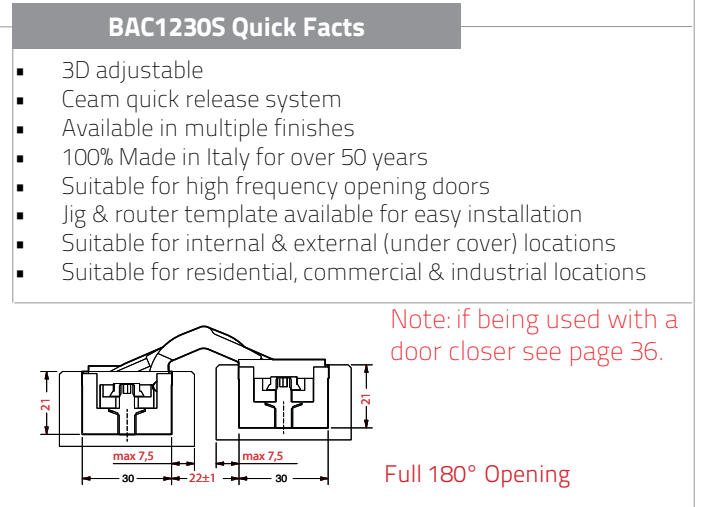
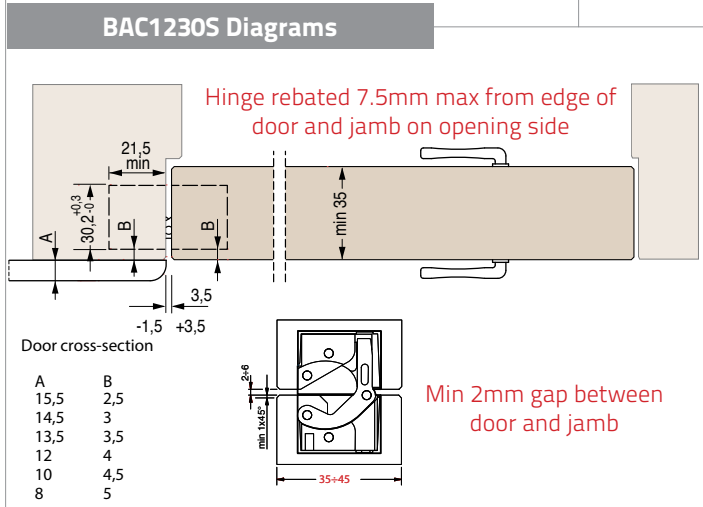
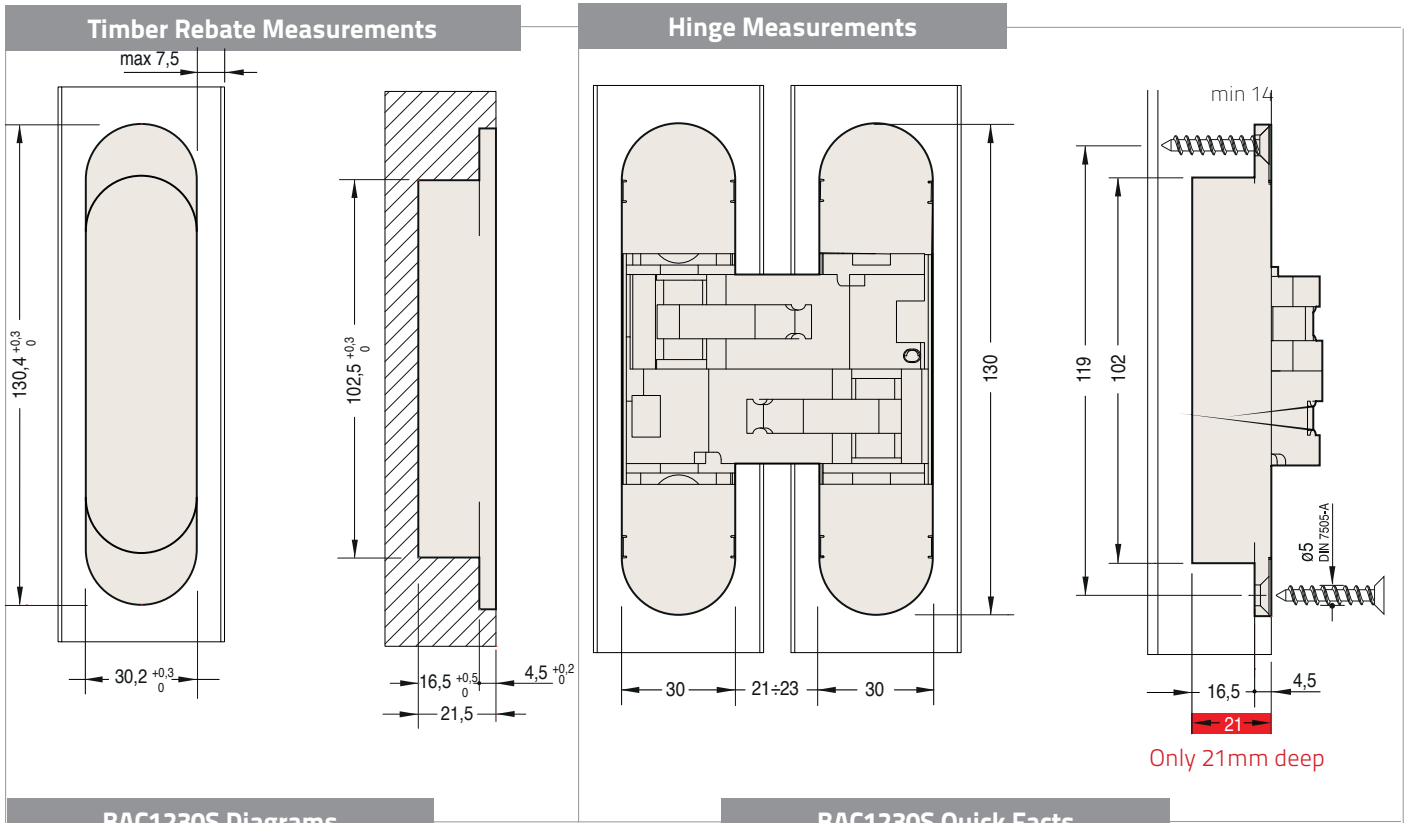
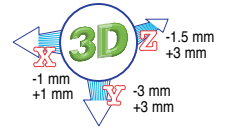
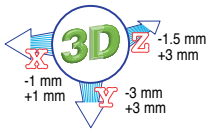


# 3D Concealed Hinge BAC1230S Technical Data


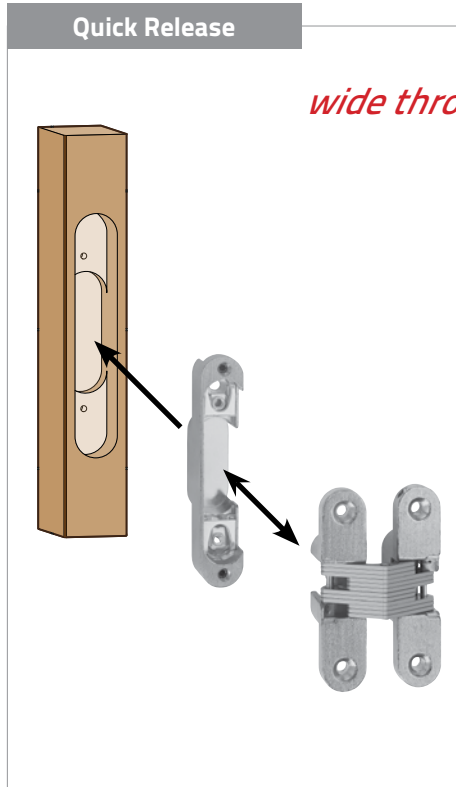
## Fully Adjustable: Max 95kg





# 3D Concealed Hinge BAC1230S Functional Data

## Fully Adjustable: Max 95kg



The BAC1230S 3D adjustable concealed hinge is revolutionary in its design and is rated to carry a 95kg door to 180° opening aperture.

**A blended door to wall look and feel:** once closed, the BAC1230S hinge becomes invisible, hidden away by the jamb and the door butting up against each other.

Walls no longer need to be visually interrupted by the traditional butt hinge where the two leaves of the hinge meet and protrude out past the jamb.

The formal architectural composition of a wall can now continue without interruption, creating an aesthetically appealing appearance that is truly clean and elegant.

**Quick release:** Ceam's quick release system is revolutionary - once the hinge is installed, you never need touch the door or jamb again.

The hinge sits within a cup, the cup is rebated and fixed to the door and jamb, the hinge is then fastened to the cup. As a result, if the door needs to come down, all you do is unscrew the locking bolts and remove the hinge from the cup.

The door can be removed and reinstalled for painting and adjustments without damaging timber or paint work, saving time and money.

**Door movement:** over time, this can be an expensive problem to fix. Not with

the BAC1230S 3D adjustable hinge; it specifically caters for door movement.

Once movement occurs, a door may not close properly or rub the paintwork. To fix, the door needs to come down and then the door and/or jamb needs to be planed and repainted; a costly and time consuming effort.

Using the BAC1230S, simply adjust the position of the door via the settings within the hinge. This adjustment is done without the door coming down.

## S.T.A.R.S.

### BAC1230S Quick Facts

Min. door thickness	35mm
Max. door weight	95kg - Subject to Width & Weight Chart
Narrow timber rebate	21mm (ideal for thin jambs)
Gap when closed	2mm
Working aperture	180°
Manufacturing location	100% Made in Italy
Reliability	Certified to over 150,000 cycles
Adjustable	3D adjustment on 3 (X,Y,Z) axes
Quick Release	Ceam quick release system, never need to touch the door or jamb again



### BAC1230S Order Codes

BAC1230SSI	Silver
BAC1230SNI	Polished Nickel
BAC1230SBZ	Bronze
BAC1230SBL	Black
BACJIG-BACT1230S	Jig & hinge template (rent or buy) pg. 37-39