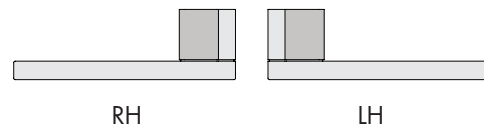

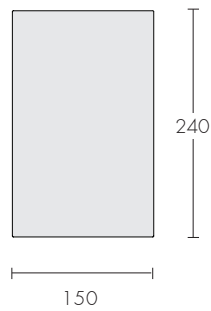
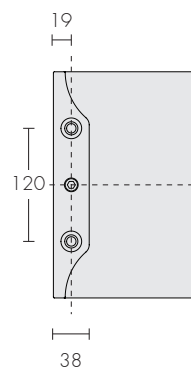


Pad - Pull Handle

- Designed & manufactured in New Zealand
- Solid brass construction
- Concealed mounting



5215

12.5
H

Ordering

Please advise thickness of door at time of order.

Mounting Information

Visit the **Mounting Options** technical page on the pull handle page for more information.

Timber, Aluminum/Steel & Glass mounting options are available

Finishes

Available in an extensive range of finishes, visit the **Finishes** section for more information.

Chant products are hand finished so minor size and finish variations can occur.