

iver

Created for life.



Helsinki Lever on Oval Backplate 15400 in Brushed Brass.
Design: DNA of Design, Project: House 2.



Brunswick Lever on Round Rose 0353 in Matt Black.
Design: Studio Gram, Project: Rose Park.

Selecting your Door Furniture	12
Whole-of-home Collections	
Baltimore	24
Berlin NEW	32
Brunswick NEW	40
Helsinki	50
Osaka	58
Sarlat	68
Collections	
Annecy	80
Bronte NEW	82
Cali NEW	84
Cambridge	86
Como NEW	88
Copenhagen	90
Guildford	92
Oxford	94
Paddington	96
Stirling	98
Verona	100
Sliding Door Pulls	102
Accessibility	104
Accessories	106
Technical Information	108
Specifier Services	113

Architectural door hardware with a design sensibility at its heart. Crafted with an unwavering focus on quality, Iver delivers considered designs accessible to all.

Iver is thoughtfully curated with the needs of modern homeowners in mind. From sleek and contemporary to traditional and timeless, Iver provides an array of styles suitable for a range of interiors.

Iver aims to simplify the decision-making process in hardware selection. The breadth of range and customisation available allows you to choose pieces suited to your needs and taste, that can be carried seamlessly throughout a project.



Left to right: Cali Collection - 256mm Cabinet Pull 0557, 160mm Cabinet Pull 0556, 128mm Cabinet Pull 0555, 96mm Cabinet Pull 0554 all in Brushed Brass.



Match hardware throughout your home with Iver's whole-of-home collections.

Simply select from one of Iver's whole-of-home collections to complement the style of your project. Create a seamless look throughout, with matching levers, pull handles, cabinetware and more.

Simplify your life with Iver Kits...

Iver kits include all the components you need for your handle to function on your bathroom, hallway or front door. With simplicity and accessibility at the forefront, Iver kits are available for most door levers, knobs, pull handles and sliding door pulls in the Iver collection.

Left to right: Brunswick Collection - 256mm Cabinet Pull 22121, 160mm Cabinet Pull 22111, Cabinet Knob 0583, 450mm Cabinet Pull 22141, 600mm Pull Handle 0473 all in Matt Black.

Iver pieces are created to withstand life's demands.

Supported by more than 40 years of leadership in the Australian architectural hardware industry, Iver is designed to meet the highest quality standards.

Customer service and warranty you can trust.

Backed by industry leading customer service and warranty, you can be confident Iver hardware is right for your project.

Solid Forged Brass

All pieces are forged from high quality, durable solid brass. Utilising electroplating and PVD processes, our finishes are suitable for residential and commercial applications.

Cycle Tested

Door levers on rose are successfully tested to meet the highest durability rating (D8, 500,000 cycles) under the Australian Standard (AS4145.2: 2008).

Fire Rated*

Door levers, knobs and pull handles are fire rated to 2 hours to meet the requirements of the Australian Standard (AS1530.4:2014).

*Accessories are not fire rated



Helsinki Lever on Rectangular Backplate 15396 in Brushed Brass.
Design: Gray & Co, Project: Moss Vale.

Selecting your Door Furniture

Your hardware journey starts here...

1. Select your finish

Page 13



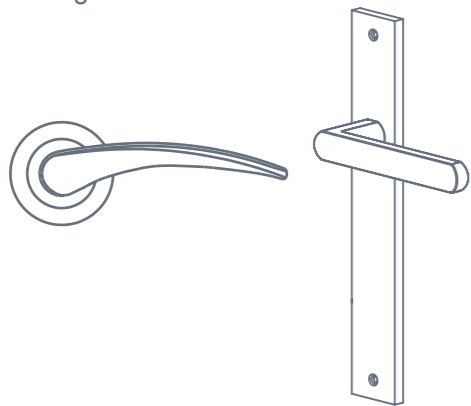
2. Select your knob, lever, pull handle or sliding door pull

Page 14



3. Select your door hardware style

Page 15



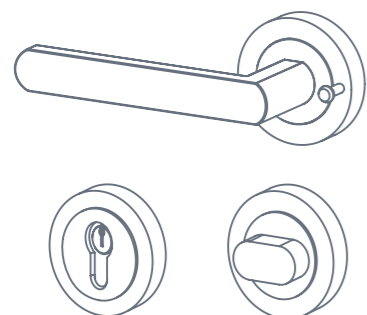
4. Select the backplate for your knob or lever

Page 16



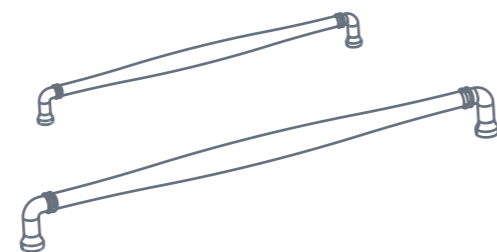
5. Select your lock type

Page 19



6. Select your cabinetware style

Page 22



Selecting your Door Furniture

Select your finish



Matt Black

Tone: True black

Finish: Flat monochrome finish

Most suited styles: Contemporary, Modern Farmhouse, Hamptons.



Polished Brass#

Tone: Warm gold

Finish: Bright reflective shine

Most suited styles: Traditional, Vintage.



Brushed Brass#

Tone: Warm gold

Finish: Satin brushed

Most suited styles: Minimalist, Scandi, Mid Century Modern.



Polished Chrome^

Tone: Cool silver

Finish: Bright reflective shine

Most suited styles: Hamptons, Art Deco, Contemporary.



Brushed Chrome^

Tone: Cool silver

Finish: Satin brushed

Most suited styles: Hamptons, Minimalist, Scandi.



Polished Nickel^#

Tone: Warm silver

Finish: Bright reflective shine

Most suited styles: Hamptons, Transitional, Contemporary.



Satin Nickel

Tone: Warm silver

Finish: Gentle sheen

Most suited styles: Scandi, Minimalist, Coastal.



Signature Brass

Tone: Deep bronze tones

Finish: Hand-aged

Most suited styles: Modern Farmhouse, French Provincial, Contemporary.



Distressed Nickel^#

Tone: Deep silver with mottled pewter tones

Finish: Aged and textured

Most suited styles: Modern Mediterranean, Farmhouse, Coastal.



PVD Brushed Gold^# **NEW**

Tone: Warm gold

Finish: Satin Brushed

Most suited styles: Coastal, Contemporary, Traditional.

The new Brushed Gold PVD finish combines both durability and style, making it a great choice for any exterior setting, whether residential or commercial. Its resistance to coastal and moisture-rich environments ensures a long-lasting finish that will withstand the elements.

^ Lifetime Warranty

Selected styles. [See page 112 for finish notes]

Selecting your Door Furniture

Select your knob, lever, pull handle or sliding door pull

A Door Knob?



Paddington Knob on Round Rose

A Door Lever?



Helsinki Lever on Round Rose

A Pull Handle?



Baltimore Pull Handle

A Sliding Door Pull?



Rectangular Sliding Door Pull

Selecting your Door Furniture

Select your knob or lever style

Which style will suit your home? Choose from a range of classic and contemporary door hardware designs.

Classic

		
Cambridge	Guildford	Paddington
		
Sarlat	Verona	Stirling
		
Anecy	Copenhagen	Oxford
		
Berlin	Brunswick	Como
		
Helsinki	Osaka	
		
Bronte	Baltimore	

Contemporary

Walk through Iver's virtual interactive showroom and discover the latest whole-of-home collections and extensive range of finishes, all from the comfort of your home or office.



Selecting your Door Furniture 15

Selecting your Door Furniture

Select the backplate for your knob or lever



Round Rose



Oval



Rectangular



Square Rose



Shouldered



Stepped



Chamfered **NEW**

Pictured: Copenhagen Lever in Brushed Brass.

Selecting your Door Furniture

Select your pull handle style



Baltimore Pull Handle



Berlin Pull Handle



Brunswick Pull Handle



Helsinki Pull Handle



Osaka Half Moon Pull Handle



Sarlat Pull Handle

Select your sliding door pull style



Rectangular Sliding Door Pull



Round Sliding Door Pull

Selecting your Door Furniture

Complement your selected door hardware with a matching centre door knob or knocker

Centre Door Knob



Sarlat Centre Door Knob



Interior Design: Gemma Ashley Kaplan, Project: Hereford House.

Door Knocker



Ring Knocker



Project: Debonno Constructions, Photographer: Jessie Ann.

Selecting your Door Furniture

Select your lock type

Different doors require different lock types and accessories. Select the type of lock you need for your doors using the floor plan below.



Passage

For internal non-locking doors.

Privacy

For internal doors where privacy is needed.

Entrance

For external doors that need high security locks.

Selecting your Door Furniture

Kits include all components required for your handle to function

Available with most Iver door lever, knob, pull handle and sliding door pull styles in your selected rose or backplate and finish.

Passage Kits

For internal doors where a lock is not required, including bedrooms, living rooms, hallway doors and laundries.*



Rose



Backplate



Rectangular Sliding Door Pull

Privacy Kits

For internal doors where privacy is needed, including bathrooms, powder rooms, offices and bedrooms.* Privacy kits either feature an inbuilt privacy function and concealed emergency release, or a separate turn and emergency release.



Rose with Inbuilt Privacy Button



Rose with Separate Privacy Turn



Backplate with Privacy Turn



Rectangular Sliding Door Pull with Privacy Turn



Round Sliding Door Pull with Privacy Turn

Entrance Kits

For external doors that need high security locks, including front and back entrance doors, garage access, patios and storerooms.* Entrance kits include a key to lock externally and the option of either a key or a thumb turn to lock internally.



Rose with Separate High Security Lock



Backplate with High Security Lock



Pull Handle with Separate High Security Lock



Rectangular Sliding Door Pull with High Security Lock

Not sure what type of hardware you need?

Scan the QR to use our simple interactive floor plan to choose a Passage, Privacy or Entrance Kit to suit your project.

Choose almost any door lever, knob, pull handle or sliding door pull from the Iver collection, and purchase a kit which includes all the components you need for your handle to function.



*Typical applications listed are some of the most common for these kit types, however kits may be used in other instances not shown here.

For full list of included components, visit iver-life.com

Selecting your Cabinetware

Select your style

Cabinet Pulls to match your levers and pull handles.

Brunswick Cabinet Pulls NEW



Cali Cabinet Pulls NEW



Baltimore Cabinet Pulls



Helsinki Cabinet Pulls



Osaka Cabinet Pulls



Sarlat Cabinet Pulls



Backplates All cabinet pulls are available with a backplate.

Brunswick NEW



Cali NEW



Baltimore



Helsinki



Osaka



Sarlat



Cabinet Pull and Drawer Pulls

Helsinki T Pull



Osaka Half Moon Pulls



Osaka Half Moon Lip Pull



Sarlat Drawer Pull



Osaka Half Moon Drawer Pull



Cupboard Knobs

Berlin Knob NEW



Brunswick Knob NEW



Osaka Knobs NEW



Sarlat Knobs



Cabinetware Placement

Recommended cabinetware positions

Cabinet Drawers

Small 30cm or less



1 x 96mm, 128mm or 160mm cabinet pull.

Medium 30cm - 75cm



1 x 96mm, 128mm, 160mm or 256mm cabinet pull.

Large 75cm or more



2 x 96mm, 128mm or 160mm cabinet pulls.



1 x 256mm, 320mm or 450mm cabinet pull.



1 x knob, drawer pull or lip pull.



1 x knob, drawer pull or lip pull.



2 x knobs, drawer pulls or lip pulls.

Cabinet Doors

Top



Centre




Bottom



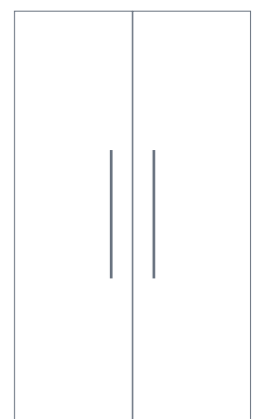
Half Moon Pulls

Will form a full circle when mounted side-by-side.



Tall Cupboards and Appliance Cupboards

2 x 256mm, 320mm or 450mm cabinet pulls. Large pulls can be used vertically. If pulls are installed on integrated appliance drawers, doors or larger cupboards, we recommend adding a spring washer and stainless-steel screw for durability (not supplied).



Baltimore Collection

The Baltimore collection blends a minimalist aesthetic with clean lines and modern utility.

Designed for versatility, the Baltimore collection will flow seamlessly with the decor of your project as it is a complement to the style of your home. Try the Baltimore collection in Matt Black for a distinct look, or our Signature Brass to introduce deep, bronze tones to your spaces.

The Baltimore whole-of-home collection features matching door levers, pull handles and cabinetware.



Baltimore Lever on Rectangular Backplate 10702 in Signature Brass.
Design: Soul Home, Project: The Shack.



Baltimore Lever on Round Rose 9365 in Brushed Brass.
 Photographer: Marnie Hawson, Project: Wade Builders.

Baltimore Lever

The Baltimore lever is a versatile option, boasting a slimline design that effortlessly integrates into the style of any project without overshadowing or detracting from the overall aesthetic.

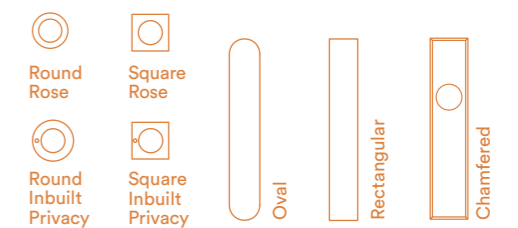
The Baltimore lever can be purchased as a passage, privacy, or entrance kit, which includes all components required for your door to function.

As part of the Baltimore whole-of-home collection, a matching pull handle and cabinet pulls are also available.


Also available in a DDA compliant option, see page 105.



Backplate Options



Lever Finishes



Explore the Baltimore collection.





Baltimore 900mm Pull Handle 21311 in Signature Brass.
Design: Kate Lawrence Interiors, Photographer: The Palm Co, Project: Clisby Way.

Baltimore Pull Handle

The Baltimore pull handle's understated design and slender profile make it a versatile choice that can effortlessly elevate the look and feel of any space.

Available in two sizes, the pull features subtle rounded corners which allow for a comfortable grip.

The Baltimore pull handle can be purchased as an entrance kit for the 600mm size, which includes all components required for your door to function.

As part of the Baltimore whole-of-home collection, a matching lever and cabinet pulls are also available.



Pull Lengths

All measurements are Centre-to-Centre (CTC)

600mm

900mm

Pull Finishes

- Matt Black
- Polished Brass
- Brushed Brass
- Satin Nickel
- Signature Brass
- Polished Chrome
- Brushed Chrome

Explore the
Baltimore collection.





Left to right: Baltimore Collection - 320mm Cabinet Pull 20911, 600mm Pull Handle 21301, 160mm Cabinet Pull 20891, 128mm Cabinet Pull 20881, all in Signature Brass.

Baltimore Cabinet Pulls

Baltimore cabinet pulls feature a slimline design which pairs perfectly with the Baltimore lever and pull handle for a minimalist look throughout a project or home.

Baltimore cabinet pulls are available in five sizes with optional matching backplates.

As part of the Baltimore whole-of-home collection, matching levers and pull handles are also available.







Pull Lengths All measurements are Centre-to-Centre (CTC)

128mm	
160mm	
256mm	
320mm	
450mm	

Backplate Lengths All measurements are Backplate Length (BP)

173mm	
205mm	
301mm	
365mm	
495mm	

Pull Finishes

-  Matt Black
-  Polished Chrome
-  Brushed Brass
-  Brushed Chrome
-  Satin Nickel
-  Signature Brass

Explore the Baltimore collection.



Berlin Collection NEW

The Berlin collection pays tribute to the Bauhaus movement with clean lines, precise geometry, and functional minimalism.

Complementing numerous interior styles, the Berlin Collection is particularly striking in contemporary and industrial projects. Popular in Matt Black and Brushed Brass, each piece exemplifies the Bauhaus philosophy of valuing usability over ornamentation.

The Berlin collection features matching door levers, pull handles and cabinetware.



Left to right: Berlin Collection - Lever on Square Rose 0464, Lever on Round Rose 0453, Lever on Chamfered Backplate 15294, 450mm Pull Handle 9422, Lever on Oval Backplate 15266, Cabinet Knob 0601 all in Brushed Brass.




Berlin Lever on Rectangular Backplate 15250, Cupboard Knobs 0601 all in Brushed Brass.

Berlin Lever **NEW**

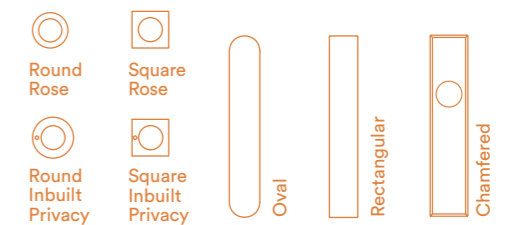
The Berlin lever features a sleek bar-shaped handle, reminiscent of a classic Bauhaus design. The lever's clean and unadorned form is visually striking, while its ergonomic handle ensures ease of use. The Berlin lever is an essential choice for any project that seeks to capture the essence of modern style and practicality.

The Berlin lever can be purchased as a passage, privacy or entrance kit which includes all components required for your door to function.

As part of the Berlin whole-of-home collection, a matching pull, cabinet knob and privacy turn are also available.



Backplate Options



Lever Finishes



Explore the Berlin collection.





600mm Berlin Pull 0480 in Polished Brass. Photographer: Kylie Hood.

Berlin Pull Handle **NEW**

Crafted from solid brass, the Berlin pull features a cylindrical bar section at its centre that provides a comfortable grip. Available in two sizes, it will add a touch of sophistication to any joinery.

The Berlin pull handle can be purchased as an entrance kit which includes all components required for your door to function.

As part of the Berlin whole-of-home collection, a matching lever, cabinet knob and privacy turn are also available.



Pull Handle Lengths

All measurements are Centre-to-Centre (CTC)

450mm

600mm

Pull Finishes

- Matt Black
- Polished Brass
- Brushed Brass
- Satin Nickel
- Signature Brass
- Polished Chrome
- Brushed Chrome

Explore the Berlin collection.





Berlin Cupboard Knob 0600 in Satin Nickel.

Berlin Cupboard Knob **NEW**

The Berlin knob offers a functionally minimalist addition to the joinery in your project. A simple cylindrical shape, the knob complements the wider Berlin collection.







As part of the Berlin whole-of-home collection, a matching lever, pull handle and privacy turn are also available.

Measurements All measurements are Diameter

Cupboard
Knob 20mm



Knob Finishes

- | | |
|--|---|
|  Matt Black |  Signature Brass |
|  Polished Brass |  Polished Chrome |
|  Brushed Brass |  Brushed Chrome |
|  Satin Nickel | |

Explore the Berlin collection.



Brunswick Collection NEW

The Brunswick collection incorporates elements of Bauhaus design, introducing a unique tactile experience that distinguishes it from other ranges.

Featuring diamond-cut cross knurling across the collection, this highly sought-after detail is perfect for contemporary interiors.

Crafted to suit various finishes, the knurled pattern is stunningly showcased in PVD Brushed Gold, while Matt Black delivers a modern look. As textured surfaces remain popular in-home decor, the Brunswick collection offers a great option for those seeking a distinctive accent.

The Brunswick collection features matching door levers, pull handles and cabinetware.



Left to right: Brunswick Collection - Lever on Oval Backplate 12768, Pull Handle 600mm 0473, 160mm Cabinet Pull 22111, Cupboard Knob 0583, 450mm Cabinet Pull 22141, all in Matt Black.



Brunswick Lever on Round Rose 0353 in Matt Black.
Design: Studio Gram, Project: Rose Park House.

Brunswick Lever **NEW**

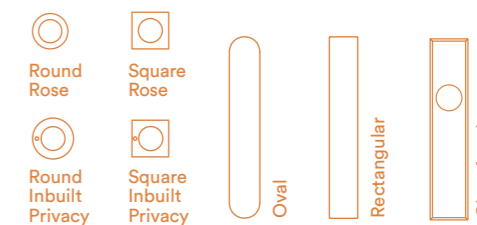
The Brunswick lever is an impactful addition to any interior, the diamond cut cross knurling across the bar handle serves as a textural point of difference, sure to command attention.

The Brunswick lever can be purchased as a passage, privacy or entrance kit, which includes all components required for your door to function.


As part of the Brunswick whole-of-home collection, matching pull handles, cabinetware and a privacy turn are also available.



Backplate Options



Lever Finishes



Explore the Brunswick collection.





Brunswick Pull Handle **NEW**

The Brunswick pulls features a modern bar design with knurled detailing. Crafted from solid brass, the pulls come in two sizes to fit a variety of door styles and adds an industrial edge to any interior.

The Brunswick pull handle can be purchased as an entrance kit which includes all components required for your door to function.

As part of the Brunswick whole-of-home collection, a matching lever, cabinetware and privacy turn are also available.









Pull Handle Lengths

All measurements are Centre-to-Centre (CTC)

450mm

600mm

Pull Finishes

-  Matt Black
-  Satin Nickel
-  Signature Brass
-  Polished Chrome
-  Brushed Chrome
-  Brushed Gold PVD

Explore the Brunswick collection.





Brunswick 160mm Cabinet Pull 22111 in Matt Black.

Brunswick Cabinet Pulls **NEW**

The Brunswick cabinet pull has a striking texture and a bold design, which makes for a tactile addition to any space. It features diamond-cut cross knurling detail which connects with users through the sense of touch when gripped.

Brunswick cabinet pulls are available in four sizes with optional matching backplates.

As part of the Brunswick whole-of-home collection, a matching lever, pull handle, cabinet knob and a privacy turn are also available.

Pull Lengths All measurements are Centre-to-Centre (CTC)



Backplate Length All measurements are Backplate Length (BP)



Pull Finishes

- Matt Black
- Signature Brass
- Brushed Chrome
- Polished Chrome
- Satin Nickel
- Brushed Gold PVD

Explore the Brunswick collection.





Brunswick Cupboard Knob **NEW**

The Brunswick knob offers a firm and comfortable grip with diamond-cut cross knurling across the surface. These versatile knobs offer a refined touch to all joinery.

As part of the Brunswick whole-of-home collection, a matching lever, pull handle, cabinet pulls, and a privacy turn are also available.

Measurements All measurements are Diameter

Cupboard
Knob 20mm



Knob Finishes

- | | |
|--|--|
|  Matt Black |  Signature Brass |
|  Brushed Chrome |  Polished Chrome |
|  Satin Nickel |  Brushed Gold PVD |

Explore the Brunswick collection.




Helsinki Collection

Drawing inspiration from industrial design, the Helsinki collection features bold accents that sets it apart and make it a captivating addition to any space.

The Helsinki collection works well in a warm Brushed Brass finish adding a bold statement to a neutral space, or for a contemporary-minimalist interior, the warm silver hues of Satin Nickel provide a clean and understated look.

The Helsinki whole-of-home collection features matching door levers, pull handles and cabinetware.



Left to right: Helsinki Collection - T Pull 20989, 128mm Cabinet Pull 21009, 450mm Pull Handle 20710, Lever on Oval Backplate 14900, 96mm Cabinet Pull 20999, 160mm 21019 all in Satin Nickel.



Helsinki Lever on Rectangular Backplate 15396 in Brushed Brass. Design: Grey & Co, Project: Moss Vale.

Helsinki Lever

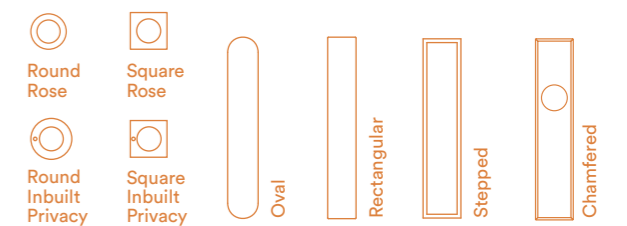
The Helsinki takes its cues from industrial design, celebrating the simplicity of clean lines with a design accent at the join with a minimalistic tubular lever.

The Helsinki lever can be purchased as a passage, privacy, or entrance kit, which includes all components required for your door to function.

As part of the Helsinki whole-of-home collection, a matching pull handle and range of cabinet pulls are also available.



Backplate Options



Lever Finishes



Explore the Helsinki collection.





Helsinki 450mm Pull Handle 20707 in Brushed Brass.
Design: Gray & Co, Project: Moss Vale.

Helsinki Pull Handle

The Helsinki pull handle's modern design makes it the perfect statement piece, featuring a striking accent at each end of a solid bar pull.

Available in three sizes, the pulls will sit comfortably amongst contemporary minimalist projects.

The Helsinki pulls can be purchased as an entrance kit for the 450mm and 600mm sizes, which includes all components required for your door to function.

As part of the Helsinki whole-of-home collection, a matching lever and cabinet pulls are also available.



Pull Handle Lengths

All measurements are Centre-to-Centre (CTC)

450mm

600mm

900mm*

Pull Finishes

- Matt Black
- Brushed Brass
- Satin Nickel
- Signature Brass
- Polished Chrome
- Brushed Chrome
- Brushed Gold (PVD)

*Helsinki 900mm Pull Handle in Brushed Gold PVD is not available.

Explore the Helsinki collection.





Helsinki Cabinet Pulls

The Helsinki cabinetware collection complements the Helsinki lever and pull handle for a seamless look throughout a project or home. The distinctive industrial design accent featured on the bar pulls enhance the simple design.

Helsinki cabinet pulls are available in five sizes with optional matching backplates.

As part of the Helsinki whole-of-home collection, a matching lever and pull handle are also available.

Pull Lengths All measurements are Centre-to-Centre (CTC)



Backplate Length All measurements are Backplate Length (BP)



Pull Finishes



Explore the Helsinki collection.



Helsinki T Pull 50mm 20981, 256mm Cabinet Pull 21021 in Signature Brass.
Design: Kate Lawrence Interiors, Photographer: The Palm Co. Project: Clisby Way.

Osaka Collection

The Osaka collection combines rounded and flat forms with distinct edging to create a truly contemporary selection of designs.

Understated and chic, the Osaka collection complements both daring spaces and minimalist design. For a pop of colour, feature the Osaka collection in Brushed Brass, or contrast lighter interiors with our intense Matt Black.

The Osaka collection features matching door levers, pull handles and cabinetware.



Left to right: Osaka Collection - Lever on Round Rose 20776, Lever on Rectangular Backplate 15360, 250mm Large Half Moon Pull 21346, 128mm Cabinet Pull 20956, 150mm Cupboard Half Moon Pull 21336, Half Moon Drawer Pull 21326, 96mm Cabinet Pull 20946, 32mm Cupboard Knob 0512, 38mm Cupboard Knob 0513 all in Brushed Brass.



Osaka Lever on Oval Backplate 15364 in Brushed Brass.
Design: DNA of Design, Project: House 1.

Osaka Lever

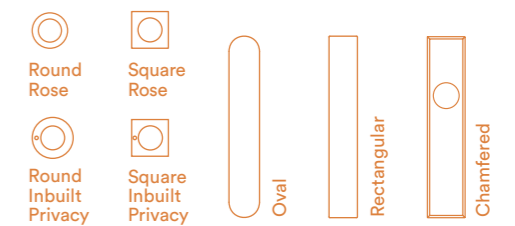
With its sleek flat surface and rounded edges, the Osaka Lever epitomises sophisticated style, making it an ideal choice for those seeking a simple, yet striking design.

The Osaka lever can be purchased as a passage, privacy or entrance kit, which includes all components required for your door to function.


As part of the Osaka whole-of-home collection, a matching half moon pull, and range of cabinetware is also available.



Backplate Options



Lever Finishes



Explore the Osaka collection.





Osaka 256mm Cabinetware Pull 20976 in Brushed Brass.
Design: Rebecca Jansma, Project: River Studio.

Osaka Cabinet Pulls

Osaka cabinet pulls have been designed with a sleek surface and rounded edge, and pairs effortlessly with the Osaka lever for a seamless look throughout a project.

Osaka cabinet pulls are available in four sizes with optional matching backplates.

As part of the Osaka whole-of-home collection, a matching lever, half moon pull and wider range of cabinetware is also available.

Pull Lengths All measurements are Centre-to-Centre (CTC)



Backplate Lengths All measurements are Backplate Length (BP)



Pull Finishes



Explore the Osaka collection.





Osaka Half Moon Pulls

The Osaka collection features a range of half moon cabinetware, including a drawer and lip pull, cupboard pull and large pull that can be used as both a cabinet and door pull. Forming a full circle when mounted side-by-side, the contemporary curve of the half moon shape adds instant modernity to any space.

As part of the Osaka whole-of-home collection, a matching lever and wider range of cabinetware are also available.

Pull Heights Measurements refer to Product Height

Half Moon Drawer Pull



Half Moon Lip Pull



Cupboard Half Moon Pull 150mm



Large Half Moon Pull 250mm



Pull Finishes

- Matt Black
- Brushed Brass
- Satin Nickel
- Signature Brass
- Polished Chrome
- Brushed Chrome

Explore the Osaka collection.



Osaka 150mm Cupboard Half Moon Pull 21336 in Brushed Brass. Design: East2East Joinery, Photographer: Joshua Hill.



Osaka Cupboard Knob **NEW**

Style and function were carefully considered in the design of the Osaka cupboard knobs, which are available in two sizes. Contemporary in design with a clean rounded edge, and a flat sleek surface, the Osaka cupboard knob invites touch.

As part of the Osaka whole-of-home collection, a matching lever and wider range of cabinetware are also available.

Measurements All measurements are diameter

Cupboard
Knob 38mm



Cupboard
Knob 32mm



Knob Finishes

- | | |
|---|---|
|  Matt Black |  Signature Brass |
|  Brushed Brass |  Polished Chrome |
|  Satin Nickel |  Brushed Chrome |

Explore the Osaka collection.



Sarlat Collection

The Sarlat collection takes inspiration from French Provincial design to provide a distinct and classic feel. As comfortable in a modern Hamptons home as a classic French-style abode, the Sarlat collection is a blend of modern beauty and timeless appeal.

For a sense of luxury, the pristine Polished Chrome finish is the perfect complement to the elegant design of the Sarlat or try the warm bronze tones of Signature Brass for a more traditional look.

The Sarlat collection features matching door levers, pull handles, a door knocker, centre door knob and cabinetware.



Left to right: Sarlat Collection - Drawer Pull 20814, 38mm Cupboard Knob 0567, 32mm Cupboard Knob 0566, 160mm Cabinet Pull on Backplate 21074B, 128mm Cabinet Pull 21064, Lever on Round Rose 9204, Door Knocker 9394, Centre Door Knob 9404, 450mm Pull Handle 9384 all in Polished Chrome.



Sarlat Lever on Shouldered Backplate 10712 in Signature Brass.
Design: Cedar West, Photographer: Gathering Light.

Sarlat Lever

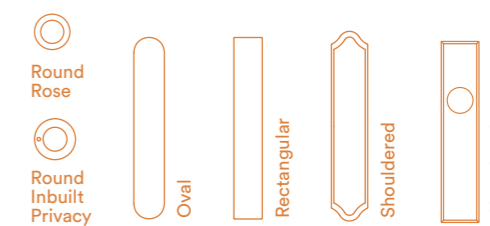
The Sarlat lever is a blend of modern beauty and timeless appeal featuring a classic fluted shape, ornamental ring detail and a decorative tip.

The Sarlat lever can be purchased as a passage, privacy or entrance kit, which includes all components required for your door to function.

As part of the Sarlat whole-of-home collection, a matching pull handle, door knocker, centre door knob and cabinetware is also available.



Backplate Options



Lever Finishes



Explore the Sarlat collection.





Sarlat 450mm Pull Handle 9381, Ring Door Knocker 9321 in Signature Brass.
 Design: The Palm Co, Project: Hay Street Cottage.

Sarlat Pull Handle

With a traditional profile, the Sarlat pull handle will deliver elegance throughout your home with fluted contours and ornamental detail.

The 450mm and 600mm Sarlat pull handle can be purchased as an entrance kit, which include all components required for your door to function.

As part of the Sarlat whole-of-home collection, a lever, door knocker, centre door knob and range of cabinetware is also available.



Pull Lengths

All measurements are Centre-to-Centre (CTC)

257mm on backplate
 450mm 600mm

Pull Finishes

- Matt Black
- Polished Brass
- Brushed Brass
- Satin Nickel
- Polished Nickel
- Signature Brass
- Polished Chrome
- Brushed Chrome
- Distressed Nickel
- Brushed Gold PVD

Explore the Sarlat collection.





Sarlat Centre Door Knob 9404 in Polished Chrome.
 Design: Genworth Homes, Photographer: Kate Bowman, Project: Tusmore Residence.

Sarlat Door Knocker and Centre Door Knob

The Sarlat door knocker and centre door knob are designed to create a memorable first impression. Impactful in size, with classic detailing, these pieces will create an impressive entry to your home.

As part of the Sarlat whole-of-home collection, a matching lever, pull handle and range of cabinetware is also available.



Sarlat Door Knocker & Centre Door Knob Finishes

- | | |
|---|---|
|  Matt Black |  Signature Brass |
|  Polished Brass |  Polished Chrome |
|  Brushed Brass |  Brushed Chrome |
|  Satin Nickel |  Distressed Nickel |
|  Polished Nickel |  Brushed Gold PVD |

Explore the Sarlat collection.





Sarlat 320mm Cabinet Pull 21091 in Signature Brass.
Design: Baylu Interiors, Photography: Hannah Puechmarin.

Sarlat Cabinet Pulls

The Sarlat cabinet pulls showcase an elegant curved design, with a subtle ring embellishment on each end that will lend a decorative touch to your joinery. Add a backplate to complement a shaker cabinet door in a classic kitchen.

Sarlat cabinet pulls are available in five sizes with optional matching backplates. As part of the Sarlat whole-of-home collection, a matching lever, pull handle, door knocker, centre door knob and a wider range of cabinetware is also available.

Pull Lengths All measurements are Centre-to-Centre (CTC)



Backplate Length All measurements are Backplate Length (BP)



Pull Finishes

- Matt Black
- Polished Chrome
- Polished Brass
- Brushed Chrome
- Brushed Brass
- Distressed Nickel
- Satin Nickel
- Brushed Gold PVD
- Signature Brass

Explore the Sarlat collection.






Sarlat Cupboard Knobs and Drawer Pull


The Sarlat cabinetware collection also features a drawer pull and cupboard knob that is available in two sizes. The knobs and drawer pull exhibit a classic profile with traditional detailing, adding a touch of sophistication to any cabinetry.

As part of the Sarlat whole-of-home collection, a matching lever, pull handle, door knocker, centre door knob and a wider range of cabinetware is also available.

Measurements All measurements are diameter

Drawer Pull 

Cupboard Knob 38mm 

Cupboard Knob 32mm 

Finishes

- | | |
|--|---|
|  Matt Black |  Signature Brass |
|  Polished Brass |  Polished Chrome |
|  Brushed Brass |  Brushed Chrome |
|  Satin Nickel |  Distressed Nickel |
|  Polished Nickel* |  Brushed Gold PVD |

Explore the Sarlat collection.



*Finish only available in Sarlat cupboards knobs

Sarlat 38mm Cupboard Knob 0561, Verona Lever on Rose 0311 in Signature Brass.
Design: The Palm Co, Project: Hay Street Cottage.



Annecy Lever on Stepped Backplate 10744 in Signature Brass.
Design: Tameka Moffat Design, Project: Tomerang.

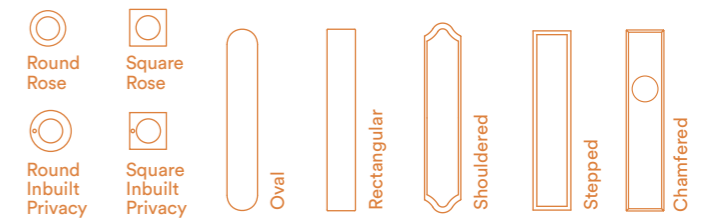
Annecy Lever

Inspired by traditional French Provincial design, the Annecy pays homage to its namesake, while providing a universally refined choice. A classic style with a slim rectangular handle and banded detail, the beauty of this lever is not bound by trends and will stand the test of time.

The Annecy lever can be purchased as a passage, privacy or entrance kit, which includes all components required for your door to function.



Backplate Options



Lever Finishes



Explore the Annecy collection.





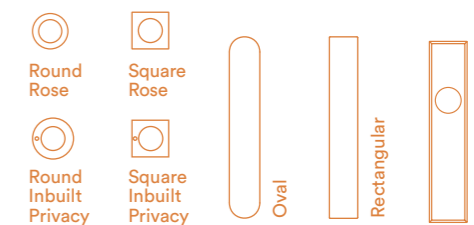
Bronte Lever **NEW**

Style and function were carefully considered in the design of the Bronte lever. Contemporary in form, the Bronte features defined edges and a distinct oval shape, gently rounded back to ensure the lever is soft and inviting to the touch.


The Bronte lever can be purchased as a passage, privacy or entrance kit, which includes all components required for your door to function.



Backplate Options



Lever Finishes



Explore the Bronte collection.





Cali Cabinet Pull **NEW**

The Cali cabinet pull's minimalist design and slimline edge gives it a refined aesthetic that blends perfectly into contemporary settings. Its sleek lines make it an elegant addition to any space.

Cali cabinet pulls are available in four sizes with optional matching backplates.

Pull Lengths All measurements are Centre-to-Centre (CTC)



Backplate Length All measurements are Backplate Length (BP)



Pull Finishes



Explore the Cali collection.





Cambridge Knob on Round Rose 0252 in Brushed Brass
 Design: JDZ Designs, Photographer: Danella Chalmers, Project: Newtown

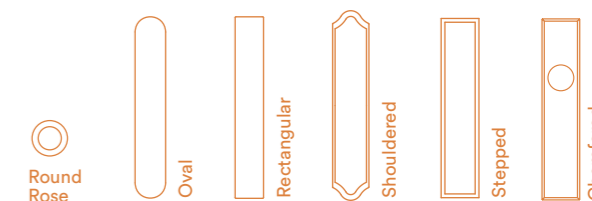
Cambridge Knob

The smooth rounded form of the Cambridge references the Victorian era, whilst its simplicity still provides a high level of versatility in application. The Cambridge is perfectly suited to a concealed fix rose or a variety of backplates.

The Cambridge knob can be purchased as a passage, privacy or entrance kit, which includes all components required for your door to function.



Backplate Options



Door Knob Finishes

- | | |
|---|---|
|  Matt Black |  Signature Brass |
|  Polished Brass |  Polished Chrome |
|  Brushed Brass |  Brushed Chrome |
|  Satin Nickel |  Distressed Nickel |
|  Polished Nickel | |

Explore the Cambridge collection.





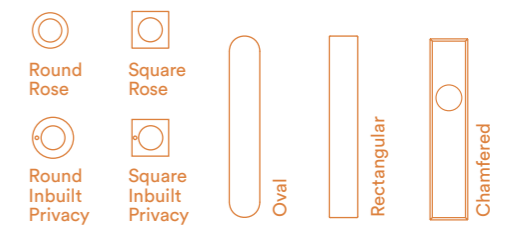
Como Lever **NEW**

Inspired by the elegant designs of mid-century Italian architecture, the Como lever offers minimalist sophistication. A tapered front profile is contrasted by a broad top surface that is both functional and tactile.


The Como lever can be purchased as a passage, privacy or entrance kit, which includes all components required for your door to function.



Backplate Options



Lever Finishes



Explore the Como collection.



Como Lever on Round Rose 0365 in Brushed Chrome. Project: Henley House.



Copenhagen Lever on Round Rose 20806 in Brushed Brass.
Designer: Lydia Maskiell, Project: Good Soul Cottage.

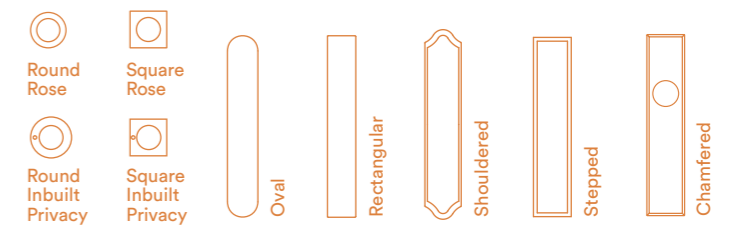
Copenhagen Lever

The Copenhagen lever is a stunning example of 20th-century European style, displaying both elegance and sophistication. Its design, complete with a decorative faceted surface, makes it a truly impactful addition to any space. The Copenhagen lever effortlessly complements any interior design style and is guaranteed to draw attention wherever it's placed.

The Copenhagen lever can be purchased as a passage, privacy or entrance kit, which includes all components required for your door to function.



Backplate Options



Lever Finishes



Explore the Copenhagen collection.





Guildford Knob on Round Rose 0223 in Matt Black.
Design: Jess Hunter Interiors, Project: Middle Road.

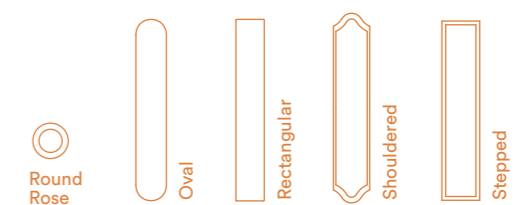
Guildford Knob

The elegance of the Guildford is embodied in its reeded form, inspired by designs of the early Georgian era. Used with a concealed fix rose, the Guildford provides a considered option for your period restoration, contemporary extension, or new build. Paired with a sleek backplate, the knob perfectly bridges the gap between traditional and contemporary.

The Guildford knob can be purchased as a passage, privacy or entrance kit, which includes all components required for your door to function.



Backplate Options




Door Knob Finishes



Explore the Guildford collection.





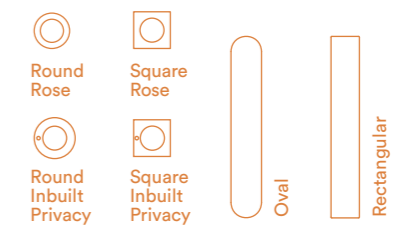
Oxford Lever

With its flowing lines and subtle curve, the Oxford lever will complement a range of settings. Perfect for a new extension on an older home or light, minimal spaces, the Oxford blends various design influences to suit classic and modern homes.

The Oxford lever can be purchased as a passage, privacy or entrance kit, which includes all components required for your door to function.



Backplate Options



Lever Finishes



Explore the Oxford collection.



Oxford Lever on Round Rose 9221 in Signature Brass.
Design: Homes by Ivy, Photographer: Dylan James, Project: Bonny House.



Paddington Knob on Stepped Backplate 12838 in Matt Black.

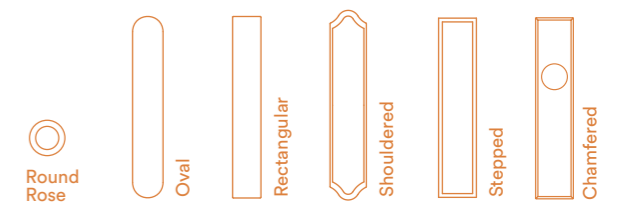
Paddington Knob

The Paddington knob provides a subtle nod to its English roots with a refined, elegant appearance. A versatile knob that is perfectly suited to a concealed fix rose or a number of different backplates.

The Paddington knob can be purchased as a passage, privacy or entrance kit, which includes all components required for your door to function.



Backplate Options



Door Knob Finishes

- | | |
|---|---|
|  Matt Black |  Signature Brass |
|  Polished Brass |  Polished Chrome |
|  Brushed Brass |  Brushed Chrome |
|  Satin Nickel |  Distressed Nickel |
|  Polished Nickel | |

Explore the Paddington collection.





Stirling Lever on Round Rose 20796 in Brushed Brass.
 Photographer: Marnie Hawson.

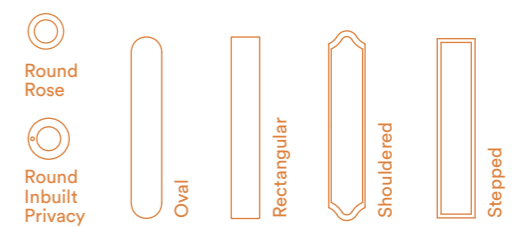
Stirling Lever

Inspired by decorative and ornamental Victorian era design, the Stirling adds an element of prestige to any space. Perfect for double French doors, this timeless piece will provide moments of elegance throughout your home.








The Stirling lever can be purchased as a passage, privacy or entrance kit, which includes all components required for your door to function.



Backplate Options



Lever Finishes

- | | |
|--|---|
|  Matt Black |  Signature Brass |
|  Polished Brass |  Polished Chrome |
|  Brushed Brass |  Brushed Chrome |
|  Satin Nickel |  Distressed Nickel |

Explore the Stirling collection.





Verona Lever on Stepped Backplate 10742 in Signature Brass.
Design: The Palm Co, Project: Hay Street Cottage.

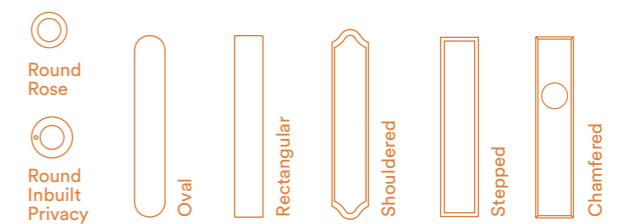
Verona Lever

Inspired by the rich design heritage of northern Italy, the Verona lever is both refined and elegant. Featuring a subtle flare and ring detailing, this classic design range is timeless and will remain in style regardless of trends. It's a touch of prestige that will enhance your home for years to come, as it stands the test of time.

The Verona lever can be purchased as a passage, privacy or entrance kit, which includes all components required for your door to function.



Backplate Options



Lever Finishes



Explore the Verona collection.





Rectangular Sliding Door with Inbuilt Privacy 21416P in Brushed Brass.
Design: Hunting for George, Project: Lorne Beach House.

Sliding Door Pulls – Rectangular and Round

Iver's sliding door pull collection combines sleek aesthetics with durability and functionality.

Forged from solid brass, these low-profile pulls sit neatly in your door for an understated appeal.

The Rectangular sliding door pull is available as a passage, privacy or entrance kit. The Round sliding door pull is available as a privacy kit only. Sliding door pull kits include all components required for your door to function, including an edge pull.



Sliding Door Pull Finishes

- | | |
|---|---|
|  Matt Black |  Signature Brass |
|  Brushed Brass |  Polished Chrome |
|  Satin Nickel |  Brushed Chrome |

Explore the Sliding Door Pull collection.





Baltimore Return on Round Rose 20786 in Brushed Brass.
Photography: Jack Fenby, Project: Marrayville Hotel Function Room.

Accessibility

The Baltimore Return and Oslo levers feature sleek lines and are both fire-rated to 2 hours and DDA compliant, making them perfect options for commercial projects. Iver's range of DDA compliant hardware is available in select finishes, complementing other Iver pieces and accessories.

Baltimore Return



Oslo



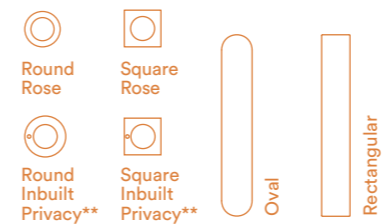
Round Privacy Turn



Square Privacy Turn



Return Backplate Options



Lever Finishes *Finish not available for Baltimore Return



Explore Iver's DDA compliant Levers



Accessibility Privacy Turns



Accessibility Privacy Turns Finishes



All Iver levers and knobs are also fire rated to 2 hours to meet the requirements of the Australian Standard (AS1530.4:2014).

** Return levers with inbuilt privacy and backplate privacy are not DDA compliant.

Explore Iver Accessories





Accessories

Add the finishing touches to your project and select from a range of accessories to perfectly pair the finishes and style of your door hardware with matching tube latches, privacy turns, hinges, door stops, bolts, external locks, adaptor plates, escutcheons, euro cylinders and ring knocker.

Privacy Turns **NEW**



Tube Latches



Escutcheons



Hinges **NEW**



Door Stops



Bolts



External Locks



Ring Knocker



Euro Cylinders **NEW**



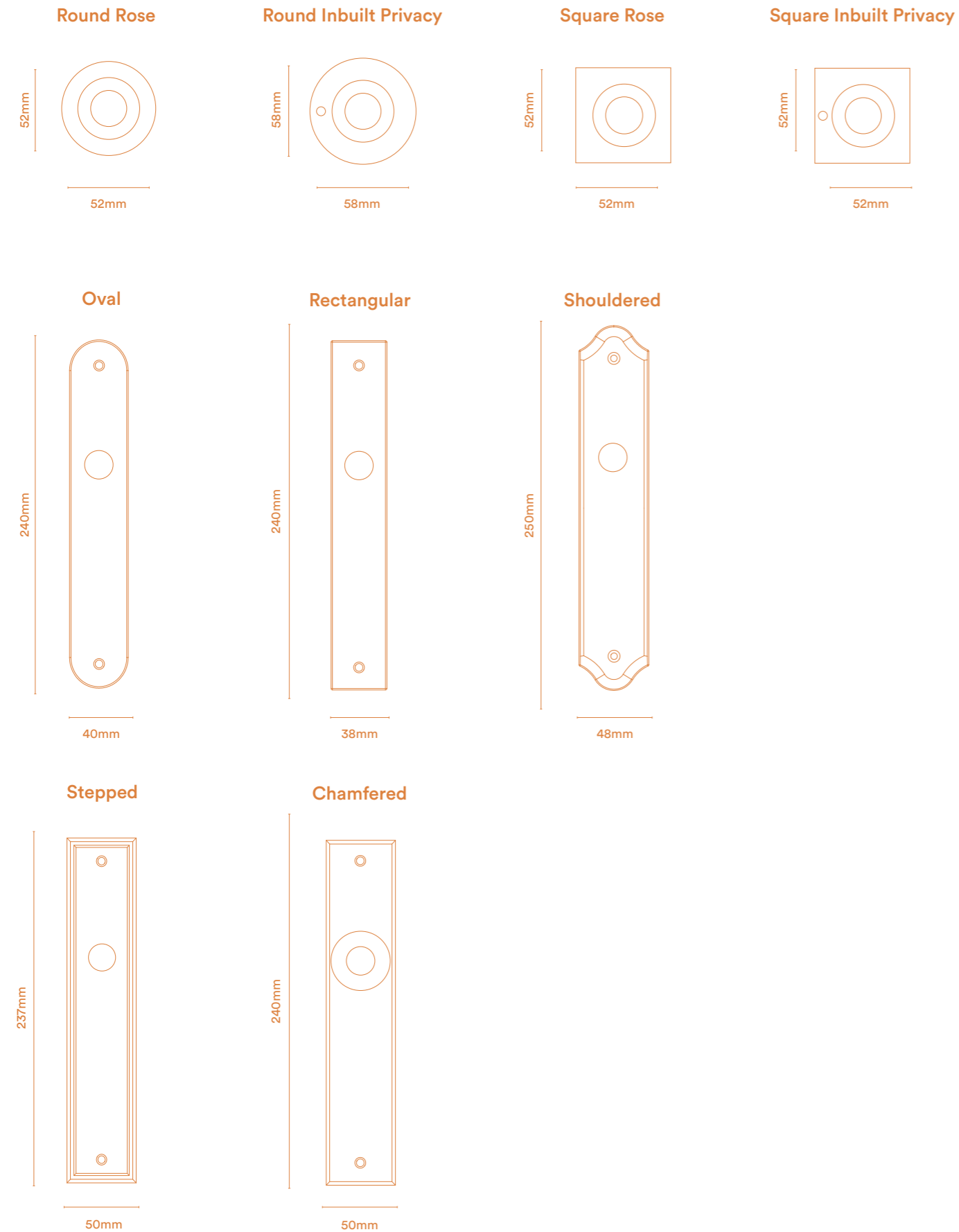
Adaptor Plates



Explore Iver Accessories



Technical Information



Finishes

	PB	PC	BC	MB	PN	BruB	SigB	DN	SN	BGPVD
Levers										
Anney	•	•	•	•	•	•	•	•	•	•
Baltimore	•	•	•	•	•	•	•	•	•	•
Baltimore Return (DDA)	•	•	•	•	•	•	•	•	•	•
Berlin	•	•	•	•	•	•	•	•	•	•
Bronte	•	•	•	•	•	•	•	•	•	•
Brunswick	•	•	•	•	•	•	•	•	•	•
Como	•	•	•	•	•	•	•	•	•	•
Copenhagen	•	•	•	•	•	•	•	•	•	•
Helsinki	•	•	•	•	•	•	•	•	•	•
Osaka	•	•	•	•	•	•	•	•	•	•
Oslo (DDA)	•	•	•	•	•	•	•	•	•	•
Oxford	•	•	•	•	•	•	•	•	•	•
Sarlat	•	•	•	•	•	•	•	•	•	•
Stirling	•	•	•	•	•	•	•	•	•	•
Verona	•	•	•	•	•	•	•	•	•	•
Cabinetware										
Baltimore	•	•	•	•	•	•	•	•	•	•
Berlin	•	•	•	•	•	•	•	•	•	•
Brunswick	•	•	•	•	•	•	•	•	•	•
Cali	•	•	•	•	•	•	•	•	•	•
Helsinki	•	•	•	•	•	•	•	•	•	•
Osaka	•	•	•	•	•	•	•	•	•	•
Sarlat	•	•	•	•	•*	•	•	•	•	•
Door Knobs										
Cambridge	•	•	•	•	•	•	•	•	•	•
Paddington	•	•	•	•	•	•	•	•	•	•
Guildford	•	•	•	•	•	•	•	•	•	•
Centre Door Knob & Door Knockers										
Ring Door Knocker	•	•	•	•	•	•	•	•	•	•
Sarlat Door Knocker	•	•	•	•	•	•	•	•	•	•
Sarlat Centre Door Knob	•	•	•	•	•	•	•	•	•	•
Door Pulls										
Baltimore	•	•	•	•	•	•	•	•	•	•
Berlin	•	•	•	•	•	•	•	•	•	•
Brunswick	•	•	•	•	•	•	•	•	•	•
Helsinki**	•	•	•	•	•	•	•	•	•	•**
Osaka	•	•	•	•	•	•	•	•	•	•
Sarlat	•	•	•	•	•	•	•	•	•	•
Sarlat on Backplate	•	•	•	•	•	•	•	•	•	•
Sliding Door Pulls										
Round Pull	•	•	•	•	•	•	•	•	•	•
Rectangular Pull	•	•	•	•	•	•	•	•	•	•

*Sarlat cupboard knob only **Helsinki 900mm pull handle unavailable in Brushed Gold PVD.

PB - Polished Brass / PC - Polished Chrome / BC - Brushed Chrome / MB - Matt Black / PN - Polished Nickel / BruB - Brushed Brass / SigB - Signature Brass / SN - Satin Nickel / DN - Distressed Nickel / BGPVD - Brushed Gold PVD

Backplates

	Round Rose	Square Rose	Round Rose (Inbuilt Privacy)	Square Rose (Inbuilt Privacy)	Rectangular	Oval	Shouldered	Stepped	Chamfered
Levers									
Anney	•	•	•	•	•	•	•	•	•
Baltimore	•	•	•	•	•	•	•	•	•
Baltimore Return (DDA)	•	•	•	•	•	•	•	•	•
Berlin	•	•	•	•	•	•	•	•	•
Bronte	•	•	•	•	•	•	•	•	•
Brunswick	•	•	•	•	•	•	•	•	•
Como	•	•	•	•	•	•	•	•	•
Copenhagen	•	•	•	•	•	•	•	•	•
Helsinki	•	•	•	•	•	•	•	•	•
Osaka	•	•	•	•	•	•	•	•	•
Oslo (DDA)	•	•	•	•	•	•	•	•	•
Oxford	•	•	•	•	•	•	•	•	•
Sarlat	•	•	•	•	•	•	•	•	•
Stirling	•	•	•	•	•	•	•	•	•
Verona	•	•	•	•	•	•	•	•	•
Door Knobs									
Cambridge	•	•	•	•	•	•	•	•	•
Paddington	•	•	•	•	•	•	•	•	•
Guildford	•	•	•	•	•	•	•	•	•

Technical Information - Cabinetware

Find below specifications for Iver's cabinetware range, including key definitions and product measurements.

Key Measurement Definitions

Centre-to-Centre (CTC)

Centre-to-Centre (commonly referred to as CTC) is the distance between the two fixing points of a product. This measurement is taken from the centre of one fixing point to the centre of another fixing point. This measurement does not reflect the overall length of the product.

Overall Length (OL)

Overall Length refers to the overall length of the product, it is the measurement between the two farthest points on the product.

The CTC will often be shorter than the overall length, due to the location of the fixing points being inset from the edge.

Backplate Length (BP)

Backplate Length refers to the total length of the backplate, it is the measurement between the two farthest points on the backplate.

Width (W)

The definition of width may vary across different product types, however in this instance it is used to convey the width of the product relative to its length.

Cabinetware Product Installation

All Iver cabinetware pieces are installed using a rear-fix method, meaning that no screws are visible from the front of the fixing surface, guaranteeing a seamless look and feel.

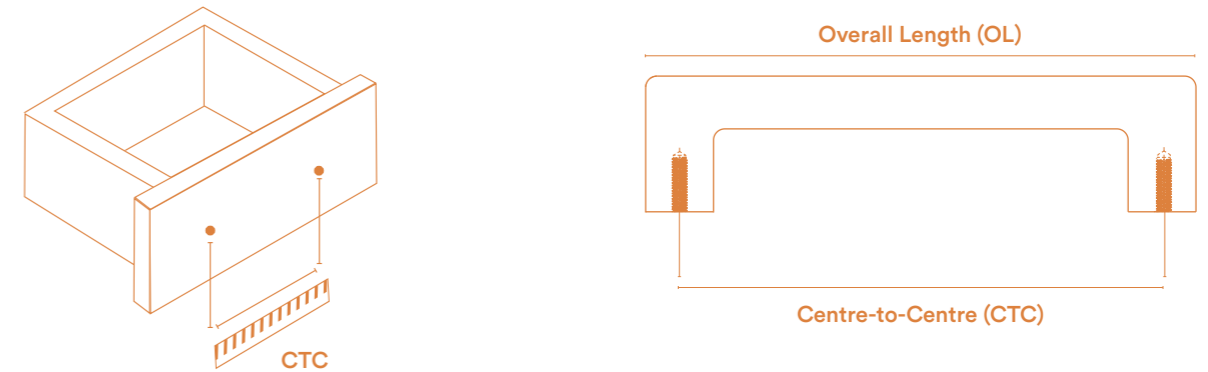
All Iver cabinetware pieces are sold with the required bolts included.

Please find some basic installation instructions below.

- Using your preferred method mark the product fixing points on the surface where you are installing the product – we recommend drilling from the front to avoid any splintering showing on your surface
- Using a drill, drill a 4mm pilot hole at each fixing point
- Insert the M4 threaded bolt from the rear of the fixing surface and affix the product
- Hand-tighten bolts with a screwdriver to avoid over-tightening or stripping the screws.

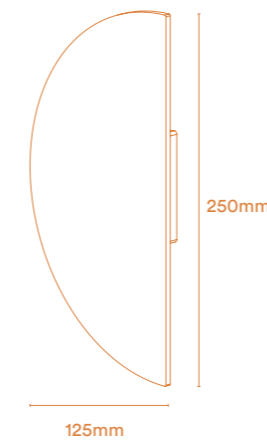
Installation instructions for affixing the Osaka Large Half Moon Pull to a door can be found using the QR code on page 112.

How to measure cabinet pulls in various styles and sizes

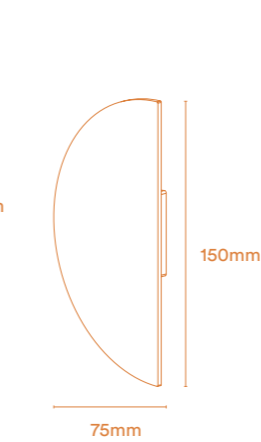


Cabinetware Measurements

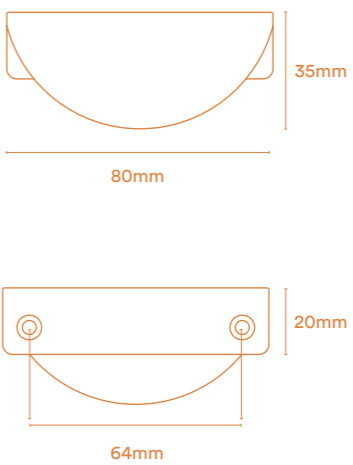
Large Half Moon Pull



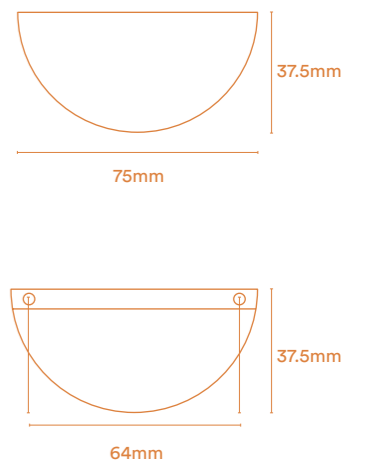
Cupboard Half Moon Pull



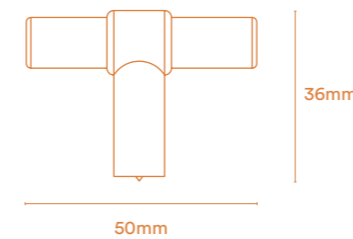
Half Moon Lip Pull



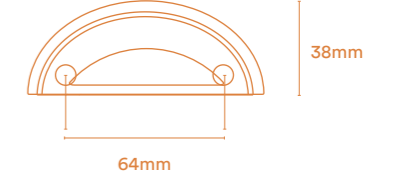
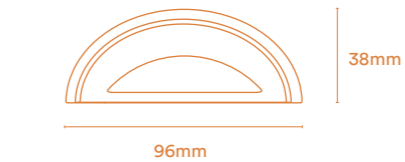
Half Moon Drawer Pull



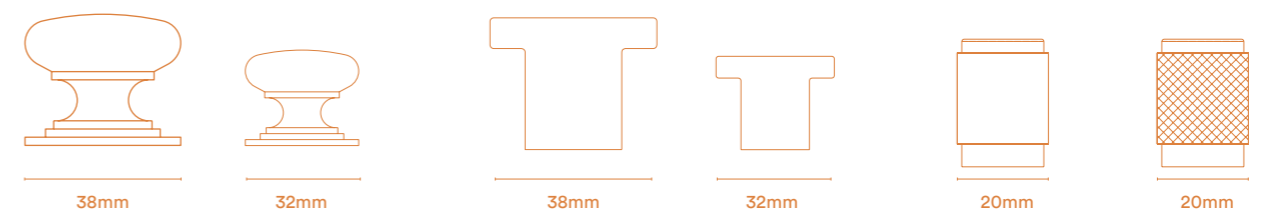
T Pull



Drawer Pull



Cupboard Knobs



Centre-to-Centre (CTC) Measurements

Cabinet Pulls CTC (mm)	50	96	128	160	256	320	450	600	900
Sarlat			●	●	●	●	●		
Helsinki	●	●	●	●	●				
Osaka		●	●	●	●				
Baltimore			●	●	●	●	●		
Brunswick				●	●	●	●		
Cali		●	●	●	●				
Door Pull Handles									
Sarlat							●	●	
Helsinki							●	●	●
Baltimore								●	●
Brunswick							●	●	
Berlin							●	●	

Technical Information

Explore our helpful resources and downloads. Find inspiration on the go with the digital Iver lookbook, learn how to install products with our downloadable installation guides, discover Iver's range of finishes and find a range of helpful warranty, product care information and frequently asked questions.



Lookbook

Scan for the digital version of the Iver lookbook.



Installation Guides

Download Iver's easy-to-follow installation guides and learn how to install your products.



Virtual Showroom

Walk through Iver's virtual interactive showroom and discover the latest ranges all from the comfort of your home.



Finishes

Explore Iver's finish options and find the perfect complementary palette for your home.



FAQs & Warranty

Find a range of useful information including warranty, product care and frequently asked questions.

Finish Notes

The durability and appearance of our lacquered finishes are strictly connected with the user's care. Longevity of the lacquer is dependent on day-to-day usage and a number of environmental factors. Direct application of abrasive cleaners or chemicals containing alcohol will accelerate the breakdown of the lacquer, and should be avoided.

Sensitive Finish: Brass is renowned for its beauty, but is subject to some natural discolouration over time. The unique texture of our Brushed Brass will render it more susceptible to this natural aging process. Whilst being coated in a protective lacquer designed to increase the time before the aging process commences, exposure to harsh chemicals and salt spray will accelerate the breakdown of the lacquer. This can change the appearance of your Brushed Brass hardware prematurely. General care when handling your door furniture is recommended. Cleaning with a soft damp cloth will help maintain the integrity of the finish.

Specifier Services

Discover Iver's specifier services for architects, builders and designers including our BIM Library with 3D files for use in CAD software, and hardware scheduling services.

Contact your local Architectural Specification Consultant or Sales representative. For contact details, see page 114.

Hardware Scheduling

Utilise our free hardware scheduling service.

BIM Library

Download 3D GLB, GLTF and STEP Files compatible with CAD software.

Project Management Services

We offer project advice and support, based on project hardware requirements.

