



D



**FERRAGENS
DIVERSAS /**

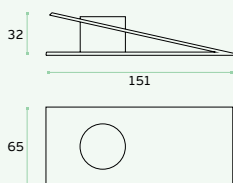
GENERAL
HARDWARE /
HERRAJES
DIVERSAS.

BATENTES / DOOR STOPPERS / TOPES DE PUERTA.



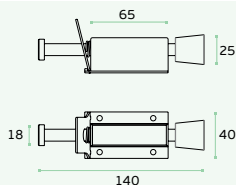
IN.23.133

EN 1.4301 - Satinado / Satin / Satin
Retentor de Porta / Door Stopper / Tope de Puerta



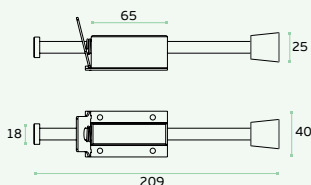
IN.23.125

EN 1.4301 - Satinado / Satin / Satin
Retentor de Porta / Door Stopper /
Tope de Puerta



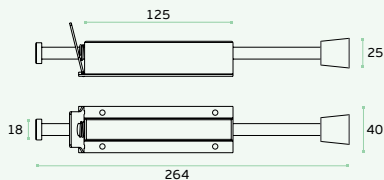
IN.23.126

EN 1.4301 - Satinado / Satin / Satin
Retentor de Porta / Door Stopper /
Tope de Puerta



IN.23.127

EN 1.4301 - Satinado / Satin / Satin
Retentor de Porta / Door Stopper /
Tope de Puerta

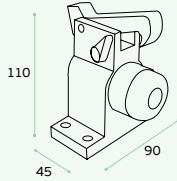




IN.13.010

EN 1.4301 - Satinado / Satin / Satin

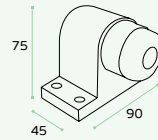
Batente de chão para portas pesadas com amortecedor e retentor / Door stopper for heavy doors with shock absorber and retainer / Tope de puerta para puertas pesadas con amortiguador y retenedor.



IN.13.011

EN 1.4301 - Satinado / Satin / Satin

Batente de chão para portas pesadas com amortecedor / Door stopper for heavy doors with shock absorber / Tope de puerta para puertas pesadas con amortiguador.



BATENTES / DOOR STOPPERS / TOPES DE PUERTA.

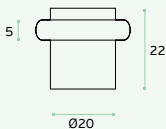


IN.13.106.20

EN 1.4301 - Satinado / Satin / Satin

Batente de Chão / Door Stopper / Tope de Puerta.

IN.13.106.20.ECO - EN 1.4372

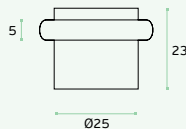


IN.13.106.25

EN 1.4301 - Satinado / Satin / Satin

Batente de Chão / Door Stopper / Tope de Puerta.

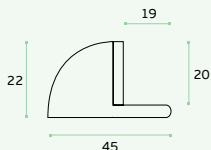
IN.13.106.25.ECO - EN 1.4372



IN.13.120

EN 1.4301 - Satinado / Satin / Satin

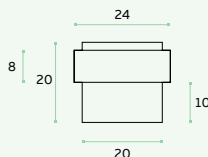
Batente de Chão / Door Stopper / Tope de Puerta.



IN.13.121.T.20

EN 1.4301 - Satinado / Satin / Satin

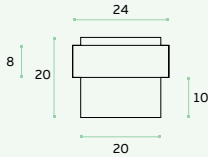
Batente de Chão / Door Stopper / Tope de Puerta.





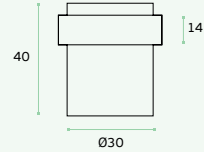
IN.13.121.20

EN 1.4301 - Satinado / Satin / Satin
Batente de Chão / Door Stopper / Tope de Puerta.
IN.13.121.20.ECO - EN 1.4372



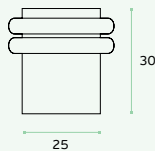
IN.13.121.30

EN 1.4301 - Satinado / Satin / Satin
Batente de Chão / Door Stopper / Tope de Puerta.
Também disponível em / Also available / También disponible:
IN.13.121.30.ECO - EN 1.4372



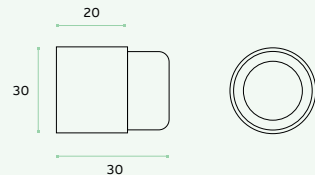
IN.13.122

EN 1.4301 - Satinado / Satin / Satin
Batente de Chão / Door Stopper / Tope de Puerta.



IN.13.110

EN 1.4301 - Satinado / Satin / Satin
Batente de porta para fixar na parede /
Door Stopper for wall fixing /
Tope de Puerta para fjar na pared.

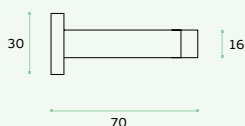


BATENTES / DOOR STOPPERS / TOPES DE PUERTA.



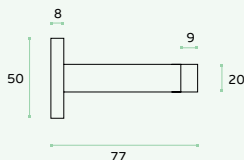
IN.13.123.CB.06

EN 1.4301 - Satinado / Satin / Satin
Batente de porta para fixar na parede /
Door Stopper for wall fixing /
Tope de Puerta para fjar na pared.




IN.13.123.CB

EN 1.4301 - Satinado / Satin / Satin
Batente de porta para fixar na parede /
Door Stopper for wall fixing /
Tope de Puerta para fjar na pared.



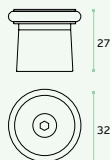
IN.13.123.SB

EN 1.4301 - Satinado / Satin / Satin
Batente de porta para fixar na parede /
Door Stopper for wall fixing /
Tope de Puerta para fjar na pared.



CF.13.020 INFORMAL

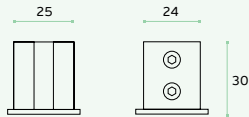
EN 1.4301 - Satinado / Satin / Satin
Batente de Chão / Door Stopper / Tope de Puerta.
Design: Catarina Fernandes





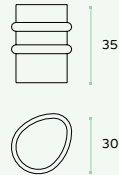
IN.13.241 SOFT

EN 1.4301 - Satinado / Satin / Satin
Batente de Chão / Door Stopper / Tope de Puerta.



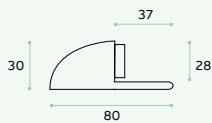
IN.13.006 ERGO FORM

EN 1.4301 - Satinado / Satin / Satin
Batente de Chão / Door Stopper / Tope de Puerta.



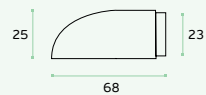
IN.13.125

EN 1.4301 - Satinado / Satin / Satin
Batente de Chão / Door Stopper / Tope de Puerta.



IN.13.240

EN 1.4301 - Satinado / Satin / Satin
Batente de Chão / Door Stopper / Tope de Puerta.



BATENTES / DOOR STOPPERS / TOPES DE PUERTA.



SR.13.006.B SKIN

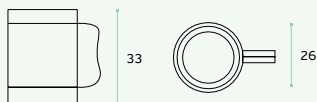
EN 1.4301 - Satinado / Satin / Satin

Pele Natural Castanho /

Natural Leather Brown / Cuero Natural Marron

Batente de Chão / Door Stopper / Tope de Puerta.

Design: Susana Ribeiro



SR.13.006.C SKIN

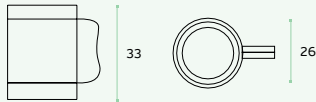
EN 1.4301 - Satinado / Satin / Satin

Pele Natural Camel /

Natural Leather Camel / Cuero Natural Camel

Batente de Chão / Door Stopper / Tope de Puerta.

Design: Susana Ribeiro



SR.13.006.N SKIN

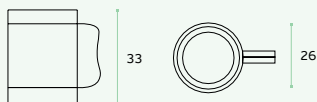
EN 1.4301 - Satinado / Satin / Satin

Pele Natural Preto /

Natural Leather Black / Cuero Natural Negro

Batente de Chão / Door Stopper / Tope de Puerta.

Design: Susana Ribeiro

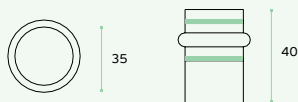


PQ.13.005 LIGHT

EN 1.4301 - Satinado / Satin / Satin

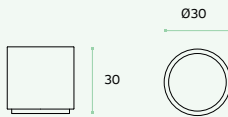
Batente de Chão fluorescente / Door Stopper with light emission / Tope de Puerta con fosforescencia.

Design: Pedro Queirós

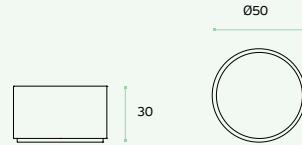




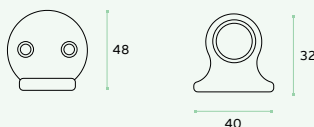
IN.13.185.30 LOFT
EN 1.4301 - Satinado / Satin / Satin
Batente de Chão / Door Stopper / Tope de Puerta.
Design: Christian Magalhães



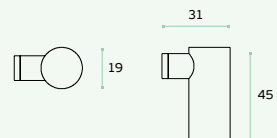
IN.13.185.50 LOFT
EN 1.4301 - Satinado / Satin / Satin
Batente de Chão / Door Stopper / Tope de Puerta.
Design: Christian Magalhães



RR.13.005 SIMPULLPUSH
EN 1.4301 - Satinado / Satin / Satin
Batente de Chão / Door Stopper / Tope de Puerta.
Design: Rita Rodrigues



MV.13.020 TUBYK
EN 1.4301 - Satinado / Satin / Satin
Batente de Chão / Door Stopper / Tope de Puerta.
Design: Miguel Vasconcelos



BATENTES / DOOR STOPPERS / TOPES DE PUERTA.



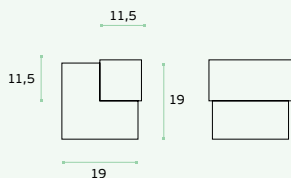
IN.13.119 QUADRO

EN 1.4301 - Satinado / Satin / Satin

IN.13.119.P QUADRO

EN 1.4301 - Polido / Mirror / Pulido

Batente de Chão / Door Stopper / Tope de Puerta.



IN.13.355 DUO

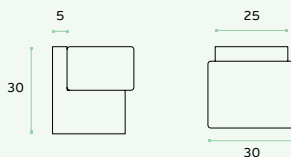
EN 1.4301 - Satinado / Satin / Satin

IN.13.355.P DUO

EN 1.4301 - Polido / Mirror / Pulido

Batente de Chão / Door Stopper / Tope de Puerta.

Design: Pedro Queirós



IN.13.356

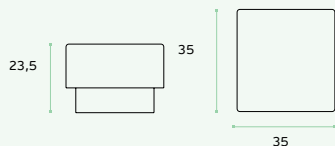
EN 1.4301 - Satinado / Satin / Satin

IN.13.356.P

EN 1.4301 - Polido / Mirror / Pulido

Batente de Chão / Door Stopper / Tope de Puerta.

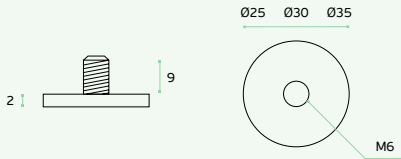
Design: Pedro Queirós





IN.13.BS.25 IN.13.BS.30 IN.13.BS.35

EN 1.4301 - Satinado / Satin / Satin
Base para batente de chão / Door stopper base /
Base para tope de puerta.



SKIN
SR.13.006.B.BS30

LOFT
IN.13.185.30.BS35

LIGHT
PQ.13.005.BS35

Exemplo / Example / Ejemplo



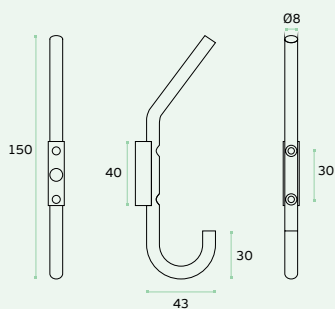
com adesivo
extra forte. /
with special
sticker /
con pegamiento
extra fuerte.



CABIDE / HOOK / COLGADOR.

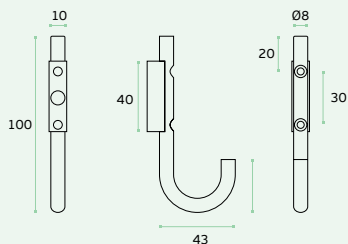
IN.14.544

Cabide / Hook / Colgador.
EN 1.4301 Satinado / Satin / Satin



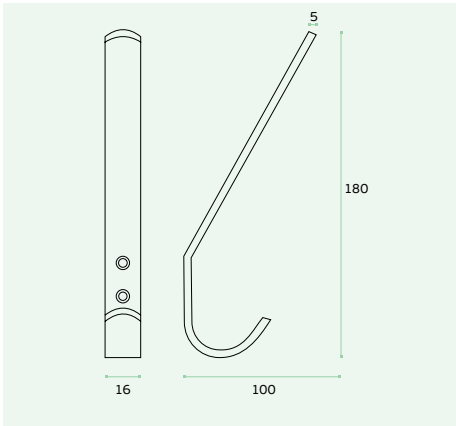
IN.14.545

Cabide / Hook / Colgador.
EN 1.4301 Satinado / Satin / Satin



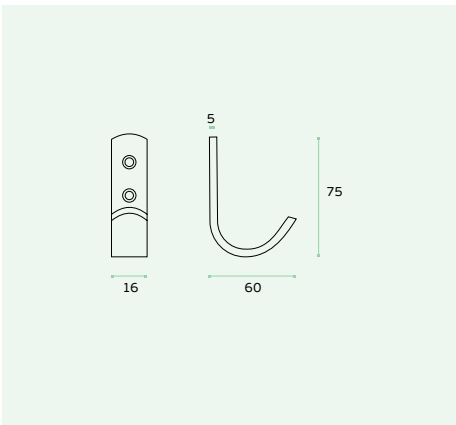
IN.14.540

Cabide / Hook / Colgador.
EN 1.4301 Satinado / Satin / Satin



IN.14.541

Cabide / Hook / Colgador.
EN 1.4301 Satinado / Satin / Satin

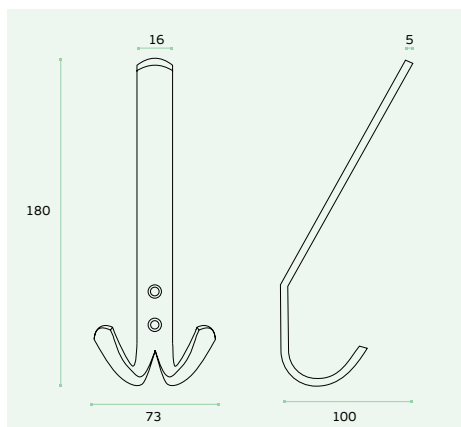


CABIDE / HOOK / COLGADOR.

IN.14.542

Cabide / Hook / Colgador.

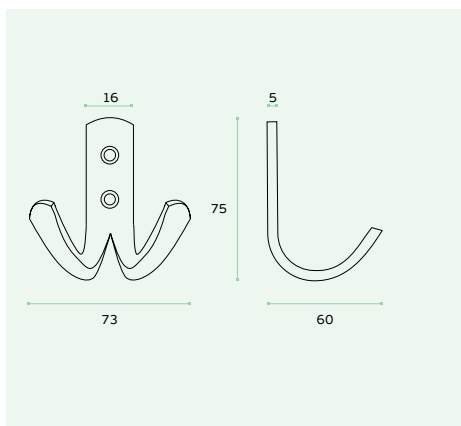
EN 1.4301 Satinado / Satin / Satin



IN.14.543

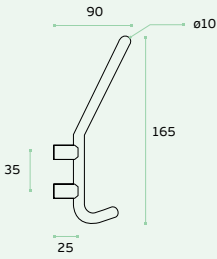
Cabide / Hook / Colgador.

EN 1.4301 Satinado / Satin / Satin



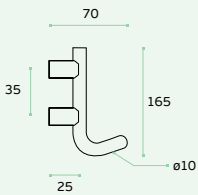
IN.14.536

Cabide / Hook / Colgador.
EN 1.4301 Satinado / Satin / Satin



IN.14.537

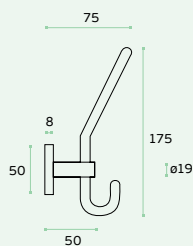
Cabide / Hook / Colgador.
EN 1.4301 Satinado / Satin / Satin



CABIDE / HOOK / COLGADOR.

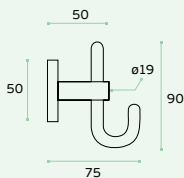
IN.14.538

Cabide / Hook / Colgador.
EN 1.4301 Satinado / Satin / Satin



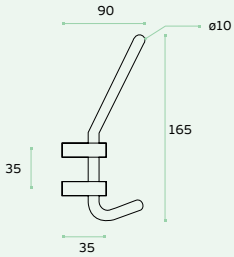
IN.14.539

Cabide / Hook / Colgador.
EN 1.4301 Satinado / Satin / Satin



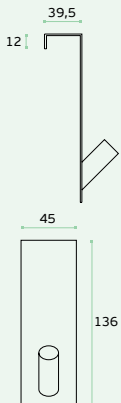
IN.14.528

Cabide / Hook / Colgador.
EN 1.4301 Satinado / Satin / Satin




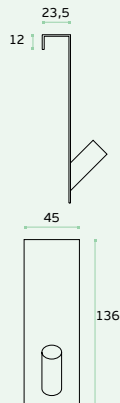
IN.14.509.35

Cabide / Hook / Colgador.
EN 1.4301
Satinado / Satin / Satin
Espessura da porta 35mm
Door Thickness 35mm
Espesor da Puerta 35mm



IN.14.509.19

Cabide / Hook / Colgador.
EN 1.4301
Satinado / Satin / Satin
Espessura da porta 19mm
Door Thickness 19mm
Espesor da Puerta 19mm



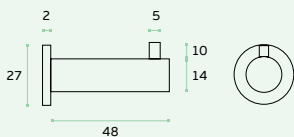
CABIDE / HOOK / COLGADOR.

IN.14.500

Cabide / Hook / Colgador.

EN 1.4301 Satinado / Satin / Satin

IN.14.500.G - Com adesivo/ with glue/ com pegamiento.


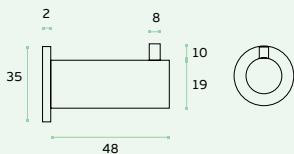


IN.14.501

Cabide / Hook / Colgador.

EN 1.4301 Satinado / Satin / Satin

IN.14.501.G - Com adesivo/ with glue/ com pegamiento.



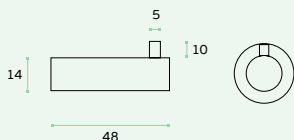
IN.14.501.V

Para vidro / for glass / para cristal

IN.14.505

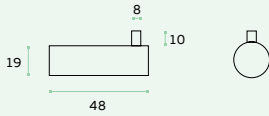
Cabide / Hook / Colgador.

EN 1.4301 Satinado / Satin / Satin



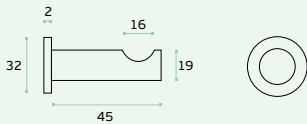
IN.14.506

Cabide / Hook / Colgador.
EN 1.4301 Satinado / Satin / Satin




IN.14.510

Cabide / Hook / Colgador.
EN 1.4301 Satinado / Satin / Satin
IN.14.510.6 - Com adesivo / with glue / com pegamiento.

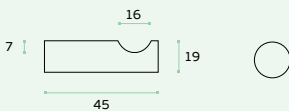


IN.14.510.V
Para vidro / for glass / para cristal



IN.14.515

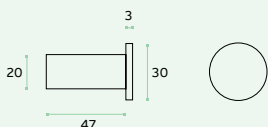
Cabide / Hook / Colgador.
EN 1.4301 Satinado / Satin / Satin



CABIDE / HOOK / COLGADOR.

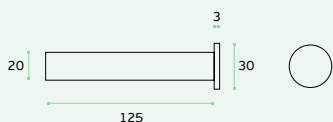
IN.14.520

Cabide / Hook / Colgador.
EN 1.4301 Satinado / Satin / Satin



IN.14.525

Cabide / Hook / Colgador.
EN 1.4301 Satinado / Satin / Satin

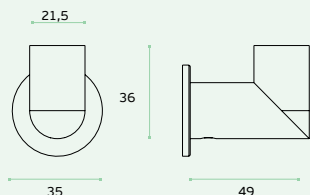


IN.14.418

Cabide / Hook / Colgador.
EN 1.4301 Satinado / Satin / Satin

Wengé

Design: Pedro Queirós




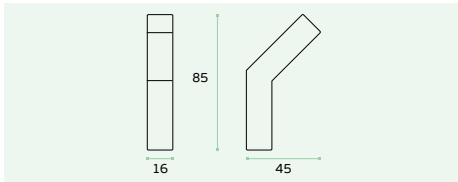
IN.14.601.S

Cabide / Hook / Colgador
Aluminum / Aluminum
Cor **Inox Satinado** / Stainless Steel Color

IN.14.601.P Polido / Mirror

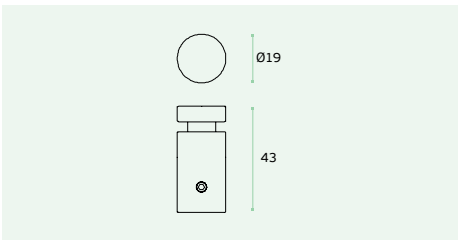
IN.14.601.B Preto escovado **Mate** / Black Matte Satin

Design: Christian Magalhães



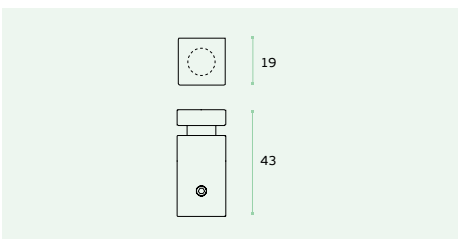
CS.14.004 MIMETIC

Cabide / Hook / Colgador.
EN 1.4401 Satinado / Satin / Satin
Design: Cátia Sul



CS.14.004.Q MIMETIC

Cabide / Hook / Colgador.
EN 1.4401 Satinado / Satin / Satin
Design: Cátia Sul

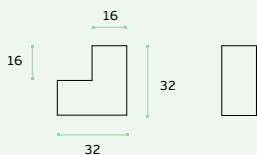


CABIDE / HOOK / COLGADOR.

IN.14.177 QUADRO

Cabide / Hook / Colgador.

EN 1.4301 Satinado / Satin / Satin

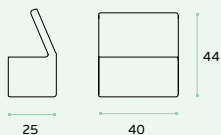


RV.14.002 SUBTIL

Cabide / Hook / Colgador.

EN 1.4301 Satinado / Satin / Satin

Design: Rui Viana

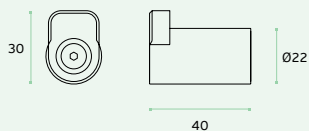


MR.14.006 MERIDIAN

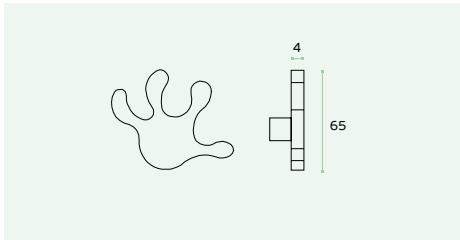
Cabide / Hook / Colgador.

EN 1.4301 Satinado / Satin / Satin

Design: Evol




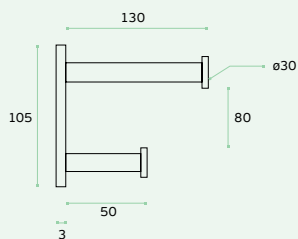
AM.14.011 TOUCH IT
Cabide / Hook / Colgador.
EN 1.4301 Satinado / Satin / Satin
Design: Ana Moreira



CABIDE / HOOK / COLGADOR.

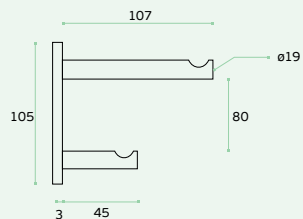
IN.14.526

Cabide Duplo / Double Hook / Colgador doble
EN 1.4301 Satinado / Satin / Satin



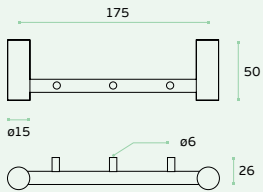
IN.14.527

Cabide Duplo / Double Hook / Colgador doble
EN 1.4301 Satinado / Satin / Satin



IN.14.535

Cabide Triplo / Triple Hook / Colgador Triple.
EN 1.4301 Satinado / Satin / Satin



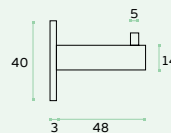
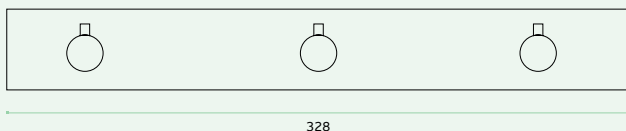
CABIDE / HOOK / COLGADOR.

IN.14.505.3

Cabide Triplo / Triple Hook / Colgador Triple.

EN 1.4301 Satinado / Satin / Satin

IN.14.505.3.G - Com adesivo/ with glue/ con pegamiento.

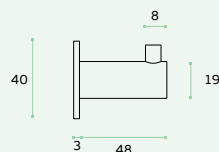
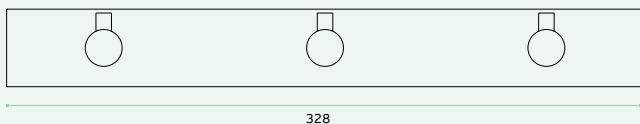


IN.14.506.3

Cabide Triplo / Triple Hook / Colgador Triple.

EN 1.4301 Satinado / Satin / Satin

IN.14.506.3.G - Com adesivo/ with glue/ con pegamiento.



IN.14.520.3

Cabide Triplo / Triple Hook / Colgador Triple.

EN 1.4301 Satinado / Satin / Satin

IN.14.520.3.G - Com adesivo/ with glue/ con pegamiento.



IN.14.177.3

Cabide Triplo / Triple Hook / Colgador Triple.

EN 1.4301 Satinado / Satin / Satin

IN.14.177.3.G - Com adesivo/ with glue/ con pegamiento.



CABIDE / HOOK / COLGADOR.

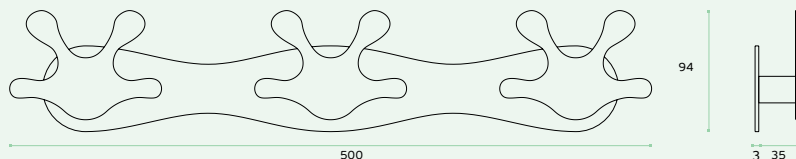
AM.14.012 TOUCH IT

Cabide Triplo / Triple Hook / Colgador Triplo.

EN 1.4301 Satinado / Satin / Satin

AM.14.012.G - Com adesivo/ with glue/ con pegamiento.

Design: Ana Moreira

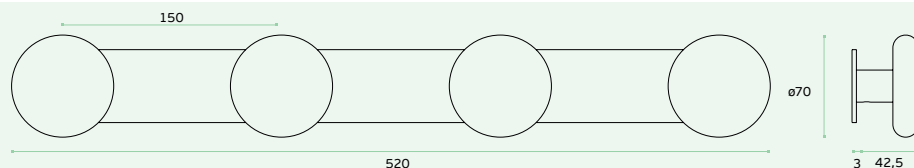


IN.14.600

Cabide Quádruplo / Quadruple Hook / Colgador Quádruplo.

EN 1.4301 Satinado / Satin / Satin

IN.14.600.G - Com adesivo/ with glue/ con pegamiento.





CABIDE / HOOK / COLGADOR.

IN.14.533

Cabide de Pé / Floor Hook / Colgador de Suelo.

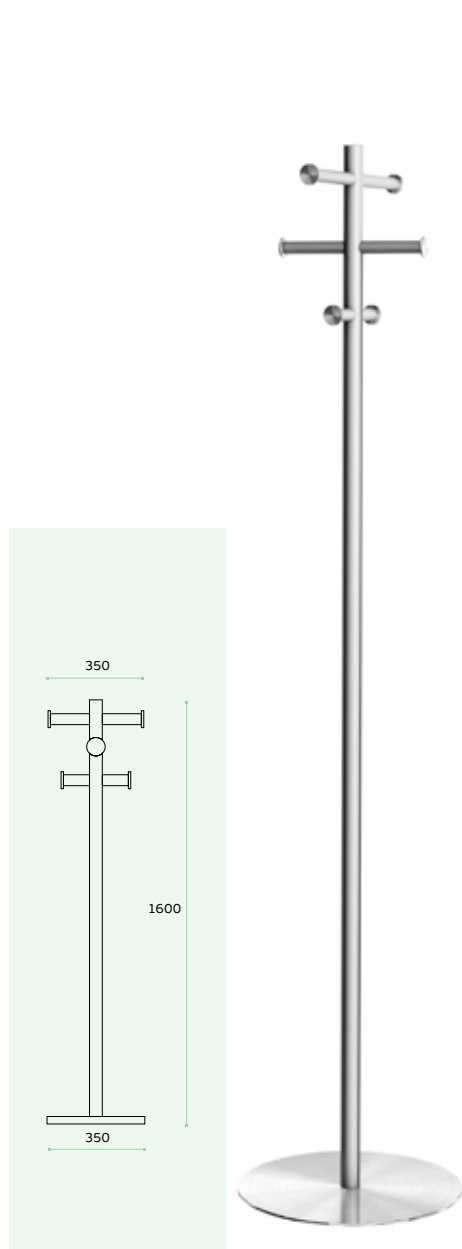
EN 1.4301 Satinado / Satin / Satin

Design: Pedro Queirós

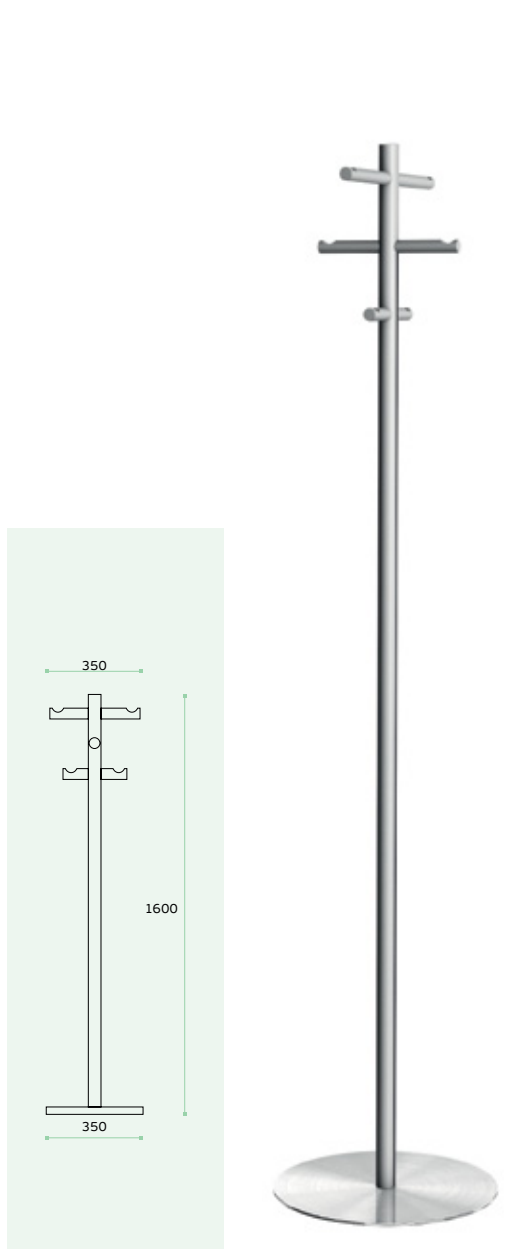


IN.14.531

Cabide de Pé / Floor Hook / Colgador de Suelo.
EN 1.4301 Satinado / Satin / Satin

**IN.14.532**

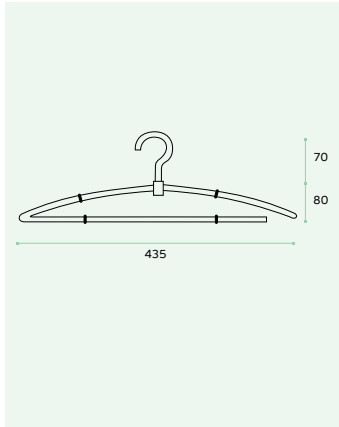
Cabide de Pé / Floor Hook / Colgador de Suelo.
EN 1.4301 Satinado / Satin / Satin



CRUZETA / CLOTH HANGER / PERCHA.

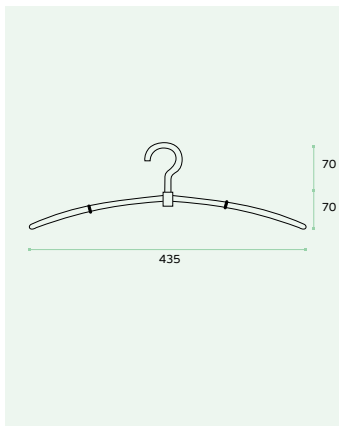
IN.23.412

Cruzeta / Cloth hangar / Percha.
EN 1.4301 Satinado / Satin / Satin



IN.23.413

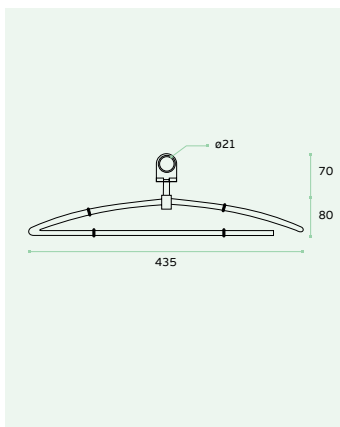
Cruzeta / Cloth hangar / Percha.
EN 1.4301 Satinado / Satin / Satin



CRUZETA PARA HOTEL / HOTEL CLOTH HANGER / PERCHA PARA HOTEL.

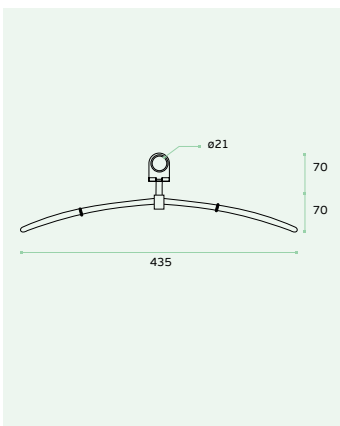
IN.23.410


Cruzeta para hotel /
Hotel Cloth hanger / Percha para hotel.
EN 1.4301 Satinado / Satin / Satin



IN.23.411

Cruzeta para hotel /
Hotel Cloth hanger / Percha para hotel.
EN 1.4301 Satinado / Satin / Satin


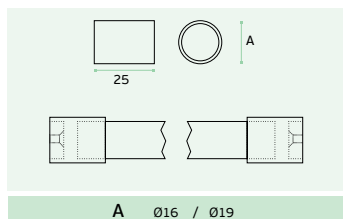




SUportes DE TUBO / TUBE SUPPORTS / SOPORTES DE TUBO.

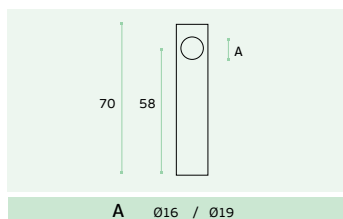
IN.23.542.16 IN.23.542.19

Suporte de Tubo /
Tube Support / Soporte de Tubo.
EN 1.4301 Satinado / Satin / Satin



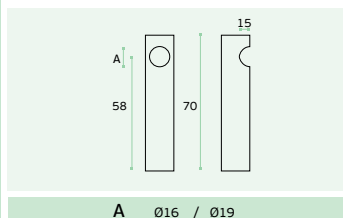
IN.23.543.16 IN.23.543.19

Suporte de Tubo /
Tube Support / Soporte de Tubo.
EN 1.4301 Satinado / Satin / Satin



IN.23.545.16 IN.23.545.19

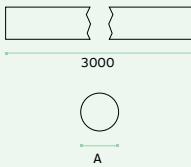
Suporte de Tubo /
Tube Support / Soporte de Tubo.
EN 1.4301 Satinado / Satin / Satin



IN.23.600.16 IN.23.600.19 IN.23.600.25

Tubo / Tube / Tubo.

EN 1.4301 Satinado / Satin / Satin



A Ø16 / Ø19 / Ø25



IN.23.544.16 IN.23.544.19 IN.15.016

IN.23.544.16: Ø16 IN.23.544.19: Ø19 IN.15.016: Ø25

Terminal para aplicar no tubo IN.23.600.16/19/25

A fixação desta peça é feita por encaixe. ///

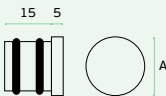
Terminal to apply in tube IN.23.600.16/19/25

The setting of this part is made by click. ///

Terminal a aplicarse en el tubo IN.23.600.16/19/25

El ajuste de esta parte es hecho por click. ///

EN 1.4301 Satinado / Satin / Satin



A Ø16 / Ø19 / Ø25




IN.43.590

Suporte de gravatas /

Tie support / Soporte de corbatas.

EN 1.4301 Satinado / Satin / Satin



A Ø10 / Ø15

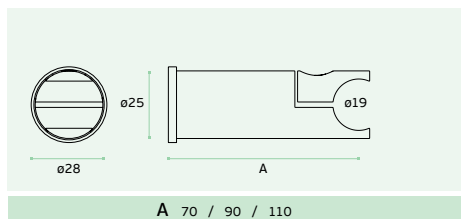


SUportes DE TUBO / TUBE SUPPORTS / SOPORTES DE TUBO.

IN.23.550.70 IN.23.550.90 IN.23.550.110

Suporte de Cortinas / Curtains Support
/ Soporte de Cortinas.

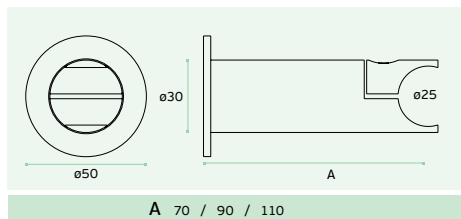
EN 1.4301 Satinado / Satin / Satin



IN.23.551.70 IN.23.551.90 IN.23.551.110

Suporte de Cortinas / Curtains Support
/ Soporte de Cortinas.

EN 1.4301 Satinado / Satin / Satin



IN.23.552.19 IN.23.552.25

Terminal para aplicar no tubo IN.23.600.19/25

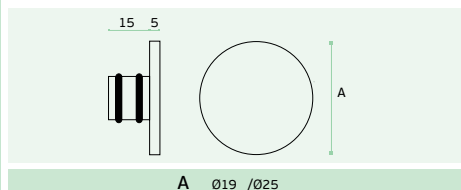
A fixação desta peça é feita por encaixe. ///

Terminal to apply in tube IN.23.600.19/25

The setting of this part is made by click. ///

Terminal a aplicarse en el tubo IN.23.600.19/25

El ajuste de esta parte es hecho por click.


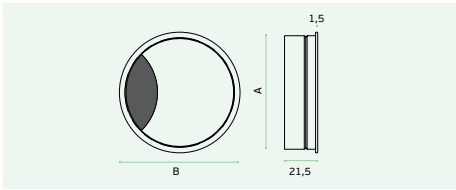


PASSA CABOS / CABLE CAP / PAIZA CABLE.

IN.22.140.60 IN.22.140.80

Passa Cabos / Cable Cap / Paiza Cable.

Aluminio Níquel Satinado / Satin Níquel / Níquelado Satin



	IN.22.140.60	IN.22.140.80
A	60	80
B	65	85




FECHOS / BOLTS / COLGADORES.

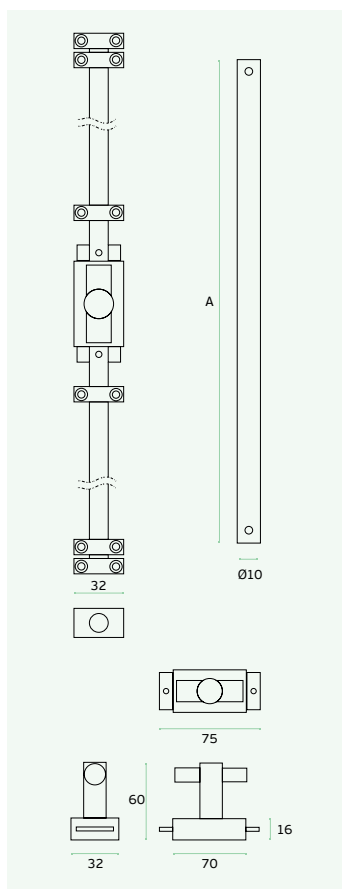
IN.17.605

Cremona. /
Window latch /
Cremona de ventana.

EN 1.4401

Satinado / Satin / Satin

REF.	A	
IN.17.605.10	1000	6
IN.17.605.12	1200	6
IN.17.605.15	1500	6
IN.17.605.20	2000	8
IN.17.605.25	2500	8
IN.17.605.30	3000	9
IN.17.605.35	3500	9
IN.17.605.40	4000	10



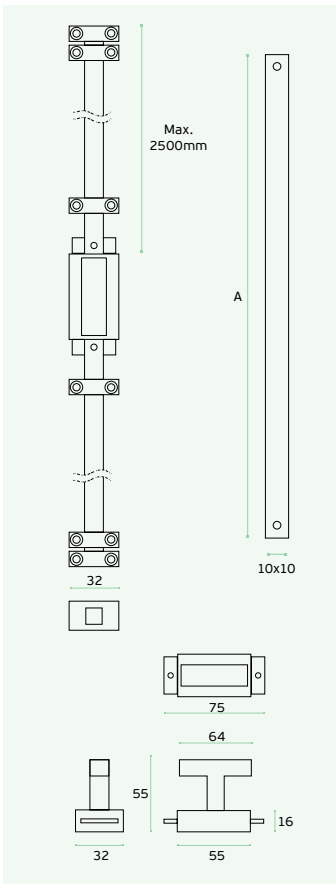
IN.17.607

Cremona. /
Window latch /
Cremona de ventana.

EN 1.4401

Satinado / Satin / Satin

REF.	A	
IN.17.607.10	1000	6
IN.17.607.12	1200	6
IN.17.607.15	1500	6
IN.17.607.20	2000	8
IN.17.607.25	2500	8
IN.17.607.30	3000	9
IN.17.607.35	3500	9




FECHOS / BOLTS / COLGADORES.

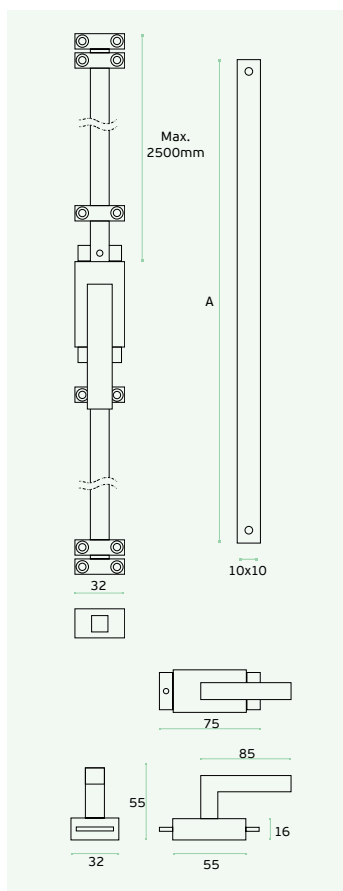
IN.17.608

Cremona. /
Window latch /
Cremona de ventana.

EN 1.4401

Satinado / Satin / Satin

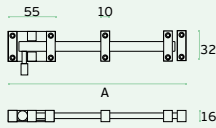
REF.	A	
IN.17.608.10	1000	6
IN.17.608.12	1200	6
IN.17.608.15	1500	6
IN.17.608.20	2000	8
IN.17.608.25	2500	8
IN.17.608.30	3000	9
IN.17.608.35	3500	9



IN.17.601

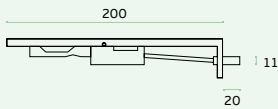
Fecho / Bolt / Pasador.
EN 1.4301 Satinado / Satin / Satin

REF.	A
IN.17.601.100	100
IN.17.601.150	150
IN.17.601.200	200
IN.17.601.250	250
IN.17.601.300	300
IN.17.601.400	400
IN.17.601.500	500
IN.17.601.600	600
IN.17.601.700	700
IN.17.601.800	800
IN.17.601.1000	1000



IN.17.602

Fecho de Embutir / Bolt / Pasador.
EN 1.4301 Satinado / Satin / Satin



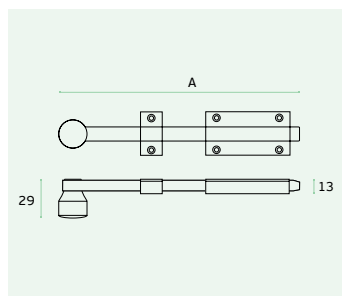
FECHOS / BOLTS / COLGADORES.

IN.17.603

Fecho / Bolt / Pasador.

EN 1.4301 Satinado / Satin / Satin

REF.	A
IN.17.603.200	200
IN.17.603.300	300
IN.17.603.400	400
IN.17.603.500	500

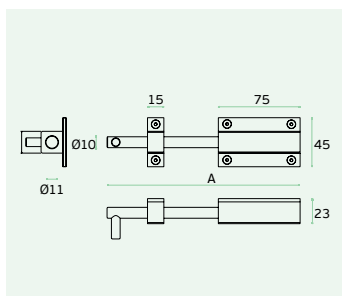


IN.17.612

Fecho / Bolt / Pasador.


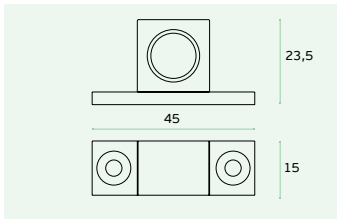
EN 1.4301 Satinado / Satin / Satin

REF.	A
IN.17.612.150	150
IN.17.612.250	250
IN.17.612.500	500



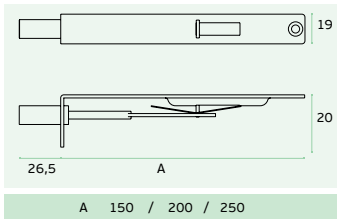
IN.17.613

Castanha para Fecho IN.17.612 /
Strike for Bolt IN.17.612 /
Encontro para Pasador IN.17.612.
EN 1.4301 Satinado / Satin / Satin



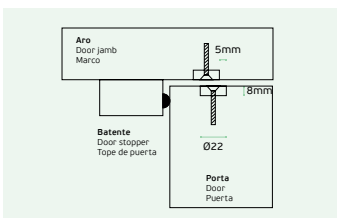
IN.17.614

Fecho / Bolt / Pasador.
EN 1.4301 Satinado / Satin / Satin



IN.17.010

Fecho magnético /
Concealed magnetic latch / Cierre magnético.



D/422




Ferragens diversas /
General hardware /
Herrajes diversas.



Fechos /
Bolts /
Colgadores.



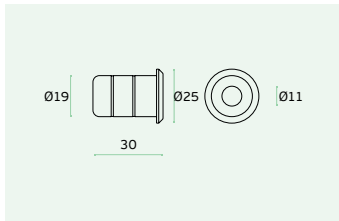
www.jnf.pt



FECHOS / BOLTS / COLGADORES.

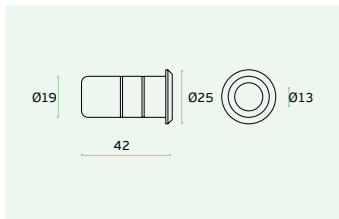
IN.17.400

Remate para fecho con mola /
Bolt strike with spring /
Cerradero de pasador con muelle.
EN 1.4301 Satinado / Satin / Satin




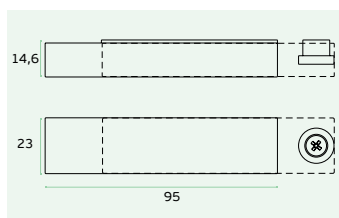
IN.17.401

Remate para fecho con mola /
Bolt strike with spring /
Cerradero de pasador con muelle.
EN 1.4301 Satinado / Satin / Satin



SM.035

Fecho / Bolt / Pasador.
EN 1.4301 Satinado / Satin / Satin
SM.035.P polido / Mirror

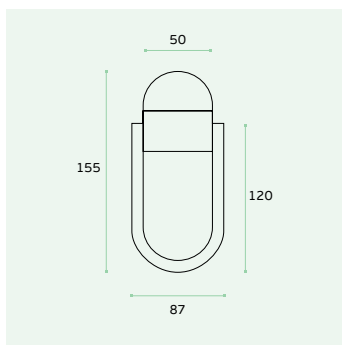


BATENTE DE PORTA / DOOR KNOCKERS / LLAMADORES DE PUERTA

IN.24.126

Batente de Porta / Door Knockers /
Llamador de Puerta.

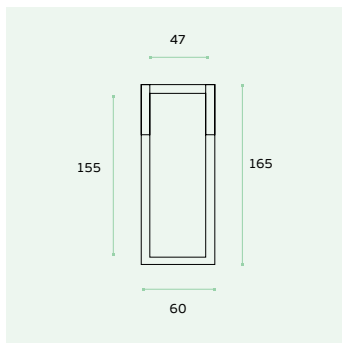
EN 1.4301 Satinado / Satin / Satin



IN.24.127

Batente de Porta / Door Knockers /
Llamador de Puerta.

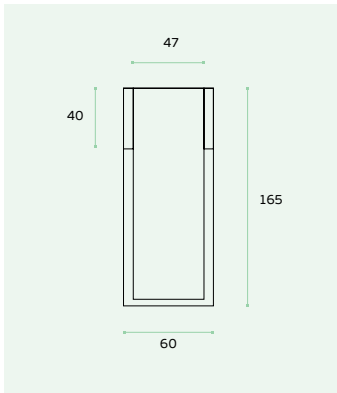
EN 1.4301 Satinado / Satin / Satin



IN.24.128

Batente de Porta / Door Knockers /
Llamador de Puerta.

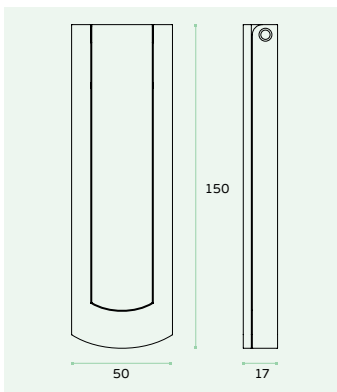
EN 1.4301 Satinado / Satin / Satin



IN.24.129

Batente de Porta / Door Knockers /
Llamador de Puerta.

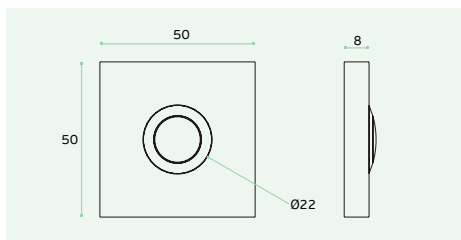
EN 1.4301 Satinado / Satin / Satin



INTERRUPTORES / SWITCHES / INTERRUPTORES.

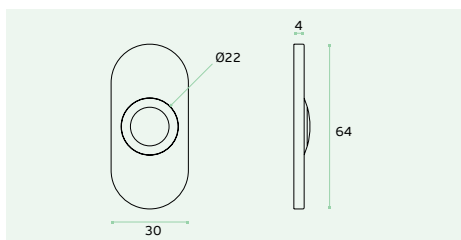
IN.24.201

Interruptor / Switch / Interruptor.
EN 1.4301 Satinado / Satin / Satin
12 volt max.



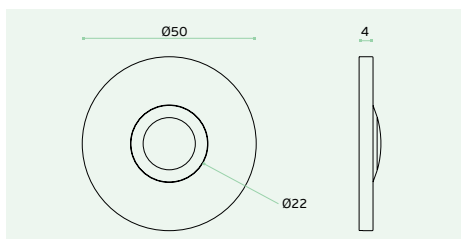
IN.24.202

Interruptor / Switch / Interruptor.
EN 1.4301 Satinado / Satin / Satin
12 volt max.



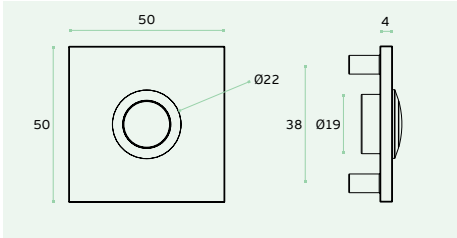
IN.24.203

Interruptor / Switch / Interruptor.
EN 1.4301 Satinado / Satin / Satin
12 volt max.



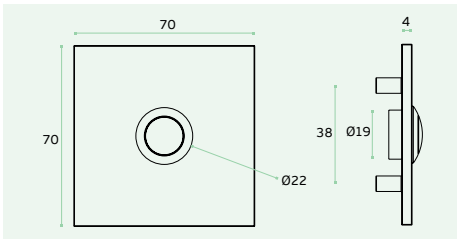
IN.24.204

Interruptor / Switch / Interruptor.
EN 1.4301 Satinado / Satin / Satin
12 volt max.



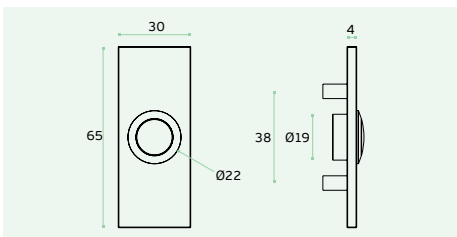
IN.24.205

Interruptor / Switch / Interruptor.
EN 1.4301 Satinado / Satin / Satin
12 volt max.



IN.24.206

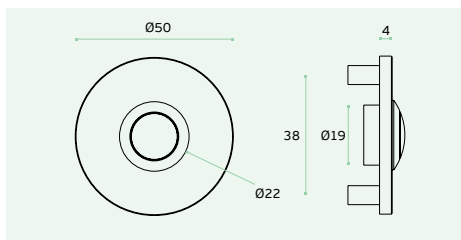
Interruptor / Switch / Interruptor.
EN 1.4301 Satinado / Satin / Satin
12 volt max.



INTERRUPTORES / SWITCHES / INTERRUPTORES.

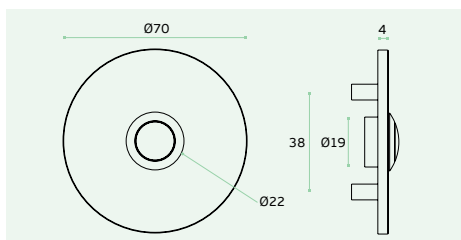
IN.24.207

Interruptor / Switch / Interruptor.
EN 1.4301 Satinado / Satin / Satin
12 volt max.



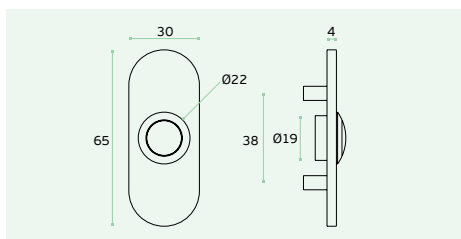
IN.24.208

Interruptor / Switch / Interruptor.
EN 1.4301 Satinado / Satin / Satin
12 volt max.



IN.24.209

Interruptor / Switch / Interruptor.
EN 1.4301 Satinado / Satin / Satin
12 volt max.



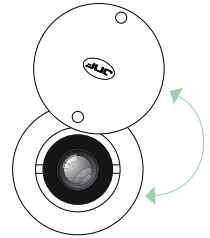
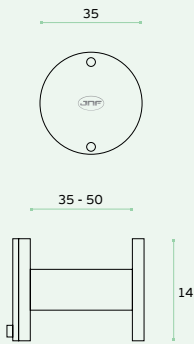
VISOR DE PORTA / DOOR VIEWER / MIRILLA DE PUERTAS.

IN.23.010 LOOK SAFE

EN 1.4301 Satinado / Satin / Satin

Visor de porta / door viewer /
mirilla de puertas.

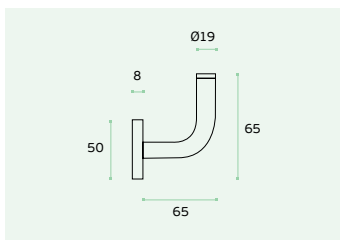
Lentes de cristal, corpo em aço inox/
Cristal lens, stainless steel body /
Lentes en cristal, cuerpo en acero inox.



SUportes DE CORRIMÃO / HAND RAIL SUPPORTS / SOPORTES PASAMANOS.

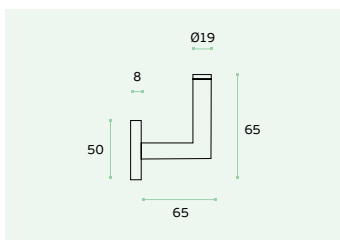
IN.18.130

Suporte de Corrimão /
Hand Rail Support / Soporte Pasamanos.
EN 1.4301 Satinado / Satin / Satin



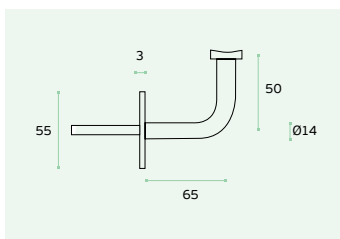
IN.18.131

Suporte de Corrimão /
Hand Rail Support / Soporte Pasamanos.
EN 1.4301 Satinado / Satin / Satin



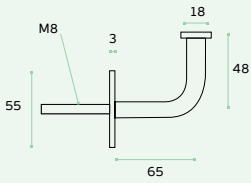
IN.18.133

Suporte de Corrimão /
Hand Rail Support / Soporte Pasamanos.
EN 1.4301 Satinado / Satin / Satin



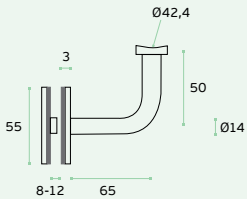
IN.18.134

Suporte de Corrimão com parafuso M8 /
Hand Rail Support with M8 Screw /
Soporte Pasamanos con tornillo M8.
EN 1.4301 Satinado / Satin / Satin



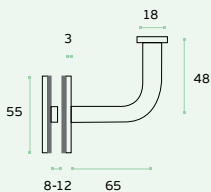
IN.18.135

Suporte de Corrimão para vidro /
Hand Rail Support for glass /
Soporte Pasamanos para cristal.
EN 1.4301 Satinado / Satin / Satin



IN.18.136

Suporte de Corrimão para vidro /
Hand Rail Support for glass /
Soporte Pasamanos para cristal.
EN 1.4301 Satinado / Satin / Satin



CAIXAS DE CORREIO / MAILBOX / BUZÓN DE CORREO.

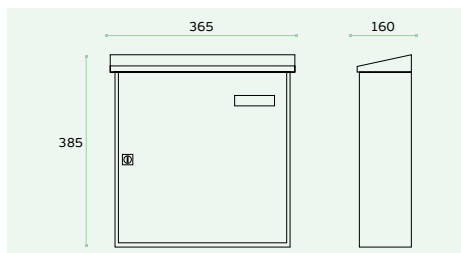
IN.24.543

Caixa de correio em conformidade com a norma europeia EN13724.
Fixação de parede. Pode ser instalada no exterior. Abertura superior para entrada de correio com tampa de protecção de chuva.
Porta frontal para saída do correio com fechadura.
Fornecido com 3 chaves //

Mailbox designed in accordance with European standard EN13724. Wall fixing. Possible to apply outside. Top opening for incoming mail with a protective cap for the rain. Front door with lock to take out the mail. Supplied with 3 keys. //

Buzón de correo diseñado de acuerdo con la norma europea EN13724. Sujecion de pared. Posible aplicar en el exterior. Apertura superior para el correo con una tapa protectora de la lluvia. Puerta de salida de correo con cerradura . Se suministra con 3 llaves.

EN 1.4401 Satinado / Satin / Satin




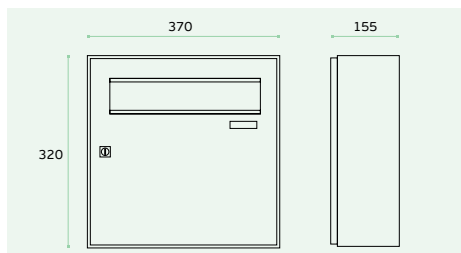
IN.24.544

Caixa de correio em conformidade com a norma europeia EN13724.
Fixação de parede. Pode ser instalada no exterior. Abertura frontal para entrada de correio com tampa de protecção de chuva.
Porta frontal para saída do correio com fechadura.
Fornecido com 3 chaves //

Mailbox designed in accordance with European standard EN13724. Wall fixing. Possible to apply outside. Front opening for incoming mail with a protective cap of rain. Front door with lock to take out the mail. Supplied with 3 keys//

Buzón de correo diseñado de acuerdo con la norma europea EN13724. Sujecion de pared. Posible aplicar en el exterior. Apertura frontal para el correo con una tapa protectora de la lluvia. Puerta de salida de correo con cerradura .Se suministra con 3 llaves.

EN 1.4401 Satinado / Satin / Satin




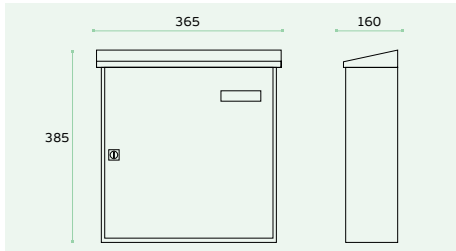
IN.24.545

Caixa de correio em conformidade com a norma europeia EN13724. Acessos pelo interior e exterior. Possível aplicar no exterior. Abertura frontal para entrada de correio com tampa de protecção de chuva. Porta traseira para saída do correio com fechadura. Fornecido com 3 chaves //

Mailbox designed in accordance with European standard EN13724. Access from inside and outside. Possible to apply at exterior. Front opening for incoming mail with rain proof. Back door with lock to take out the mail. Supplied with 3 keys //

Buzón de correo diseñado de acuerdo con la norma europea EN13724. Con acceso por el interior y exterior. Posible aplicar en el exterior. Abertura frontal para el correo con una tapa protectora de la lluvia. Puerta de correo con cerradura. Se suministra con 3 llaves.

EN 1.4401 Satinado / Satin / Satin

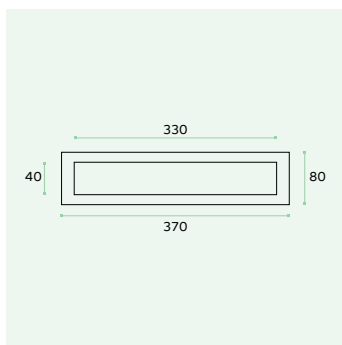


FRENTE DE CORREIO / LETTER PLATE / FRENTE DE CORREO.

IN.24.540

Frente de correio com mola /
Letter plate with spring / Frente de
correo con resorte.

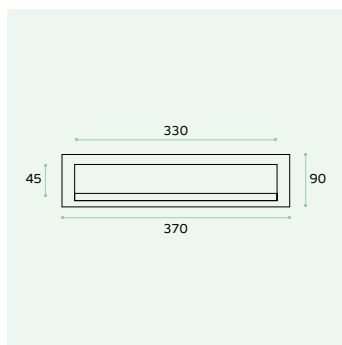
EN 1.4301 Satinado / Satin / Satin



IN.24.541

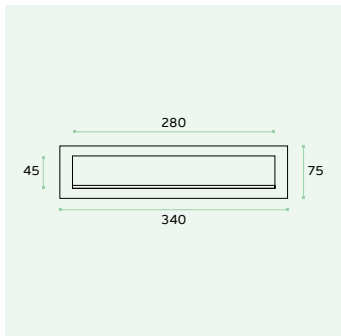
Frente de correio /
Letter plate / Frente de correo.

EN 1.4301 Satinado / Satin / Satin



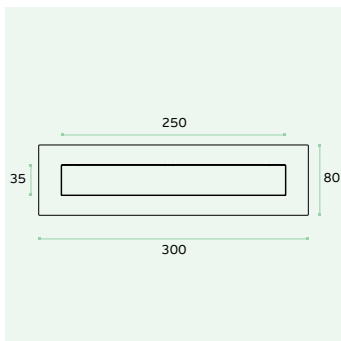
IN.24.542

Frente de correio /
Letter plate / Frente de correio.
EN 1.4301 Satinado / Satin / Satin



IN.24.547

Frente de correio com mola /
Letter plate with spring / Frente de
correio con resorte.
EN 1.4301 Satinado / Satin / Satin



VENTILADORES / VENTILATORS / REJILLAS.

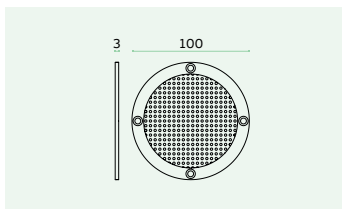
IN.23.028

Ventilador com fixação por parafuso /

Ventilator with fixing screw /

Rejilla con tornillo de sujeción.

EN 1.4301 Satinado / Satin / Satin



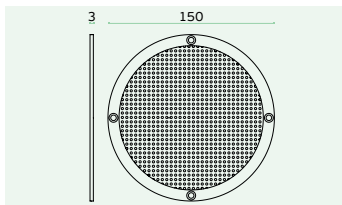
IN.23.029

Ventilador com fixação por parafuso /

Ventilator with fixing screw /

Rejilla con tornillo de sujeción.

EN 1.4301 Satinado / Satin / Satin



IN.23.030.A

Ventilador com fixação oculta /

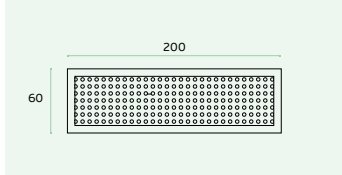
Ventilator with concealed Fixing /

Rejilla con sujeción Oculta.

EN 1.4301 Satinado / Satin / Satin

IN.23.030.P

Com parafusos/ With Screw/ Con tornillo.



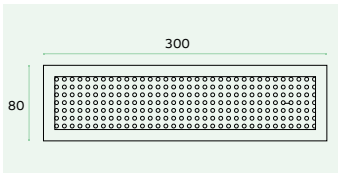

IN.23.031.A

Ventilador com fixação oculta /
Ventilator with concealed Fixing /
Rejilla con sujeción Oculta.

EN 1.4301 Satinado / Satin / Satin

IN.23.031.P

Com parafusos/ With Screw/ Con
tornillo



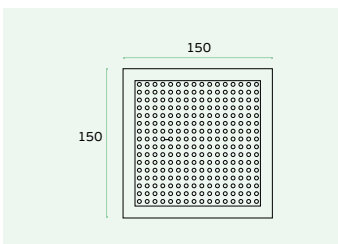

IN.23.032.A

Ventilador com fixação oculta /
Ventilator with concealed Fixing /
Rejilla con sujeción Oculta.

EN 1.4301 Satinado / Satin / Satin

IN.23.032.P

Com parafusos/ With Screw/ Con
tornillo



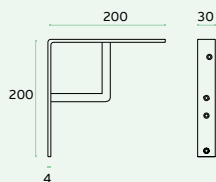
SUORTES PARA PRATELEIRA / SHELF SUPPORTS / SOPORTES PARA BANDEJA.

IN.70.001.200 IN.70.001.250

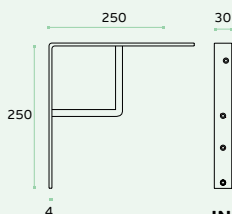
Cantoneira reforçada/

Reinforced Shelf Support - Soporte de bandeja reforzado.

EN 1.4301 Satinado / Satin / Satin



IN.70.001.200



IN.70.001.250

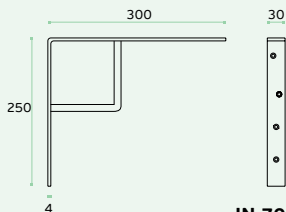


IN.70.001.300 IN.70.001.400

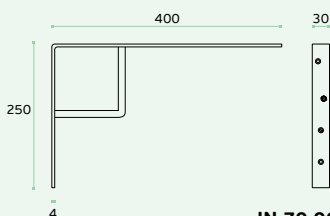
Cantoneira reforçada/

Reinforced shelf Support - Soporte de bandeja reforzado.

EN 1.4301 Satinado / Satin / Satin



IN.70.001.300



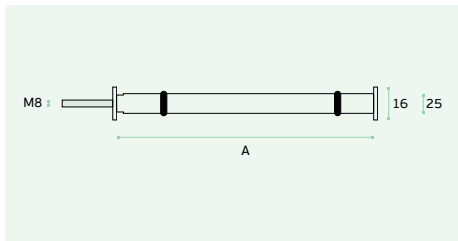
IN.70.001.400



IN.70.100.

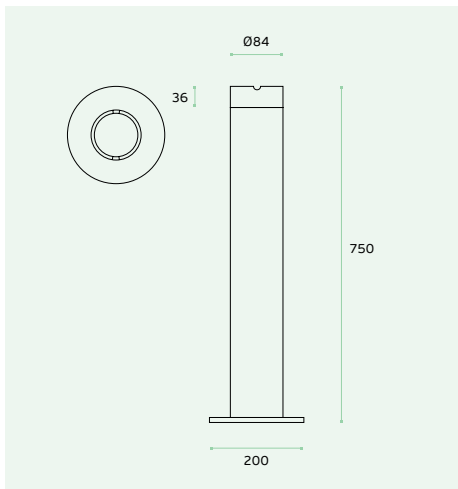
Suportes para prateleira /
Shelf supports - Soportes para bandeja.
EN 1.4301 Satinado / Satin / Satin

REF.	A
IN.70.100.150	150
IN.70.100.200	200
IN.70.100.250	250
IN.70.100.300	300



IN.25.452

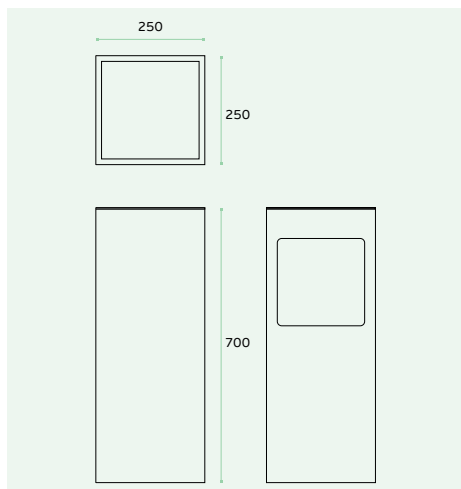
Cinzeiro de pé /
Floor ashtray / Cenicero de suelo.
EN 1.4301 Satinado / Satin / Satin



CINZEIROS / ASHTRAYS / CINECEROS.

IN.25.453

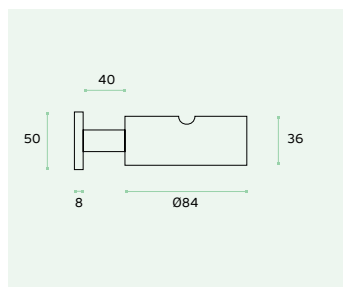
Cinzeiro e balde de lixo /
Ashtray and bin / Cincero y papelera.
EN 1.4301 Satinado / Satin / Satin



Fixação
do saco do
lixo /
Waste bag
holder /
Sujección
de la bolsa
para basura.

IN.25.450

Cinzeiro de parede /
Wall Ashtray / Cincero de pared.
EN 1.4301 Satinado / Satin / Satin



IN.25.451

Cinzeiro de mesa /

Table Ashtray / Cinecero de tabla.

EN 1.4301 Satinado / Satin / Satin

