


MC3300 Series: Single or Double Cylinder.

Operation: Key operated pin tumbler cylinder.

Application: Allows for ready replacement of existing cylinder to increase door security. Keyed alike cylinders also available.

Components:

Double
Cylinder



Keys



Single
Cylinder with
Thumb Turn



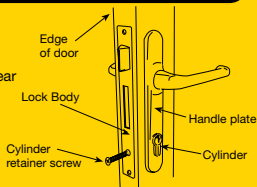
Keys



Fixing Instructions:

1 Remove old cylinder

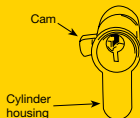
- With door open, remove cylinder retaining screw
- Using the key or thumbturn, rotate until cam is clear of the lock body and withdraw cylinder (refer to diagram in step 2)



2 Install new cylinder

- Using the key or thumbturn turn the cam so that it locates inside the cylinder housing and insert into lock body
- Replace existing cylinder retaining screw

Note: Be sure not to over tighten.



3 Check lock operation

- With the door open, check that the new cylinder operates the lock correctly using the new key



The warranty covers manufacturing defects, standard finishes but excludes plated finishes or finishes exposed to a corrosive environment. The warranty

excludes damage caused by installation contrary to written instructions and incidental or consequential damage. We recommend regular cleaning with mild detergent.

MC33035



ASSA ABLOY New Zealand Limited.
6 Armstrong Road, Albany,
Auckland 0632, New Zealand
www.yalelock.co.nz

For customer feedback,
email info.nz@assaabloy.com

