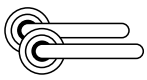
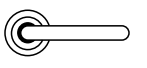

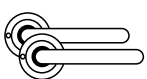









Series D-Designer Stainless Rose

Features

Size:	63mm diameter x 10mm thick
Fixing:	Concealed 38mm-41mm horizontal bolt through fixing.
Standard Finishes:	SSS, PSS, NC SSS, NC PSS, NC PB.
Door Thickness:	32-50mm doors.
Material:	Manufactured from grade 304 Stainless Steel for ultimate durability. NC available on request. Lifetime Anti-Tarnish Guarantee
Spindle:	7.6mm and 8.0mm

Ordering Codes

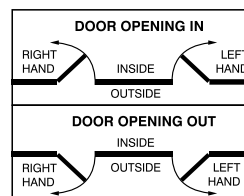
	D01 Complete Set
	D02 Half Set
	D03 Blank Rose
	D04 Privacy Set
	D06 Concealed Turn Snib Round
	D07 Visible Turn Snib Oval
	D08 Cylinder Escutcheon
	D09 Emergency Release
	D09I Emergency Release Indicating
	D10 Euro Escutcheon



Finishes

Satin Stainless Steel	SSS
Polished Stainless Steel	PSS
NC Satin Stainless	NC SSS
NC Polished Stainless	NC PSS
NC Polished Brass	NC PB

Door Handing

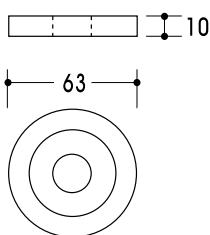


Manufactured to suit Australian Mortice Locks and Latches.
Order 8mm spindle to suit European locks.

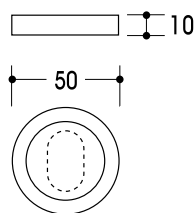
Ordering Example

D01/58/8/LH/SSS

Finish	(SSS, PSS, NC SSS, NC PSS, NC PB.)
Handing (If req)	LH: Left Hand RH: Right Hand
spindle	Blank: 7.6mm 8: 8mm
Lever Design	(50-67, 69-74, 80, 91, 93, 94, 96, 97)
Rose Design	(D01-D10)



Series D Rose

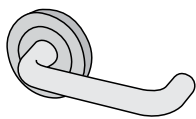


Series D Escutcheons




Series D-Lever Options

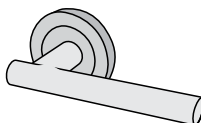
Lever 50




Lever 56



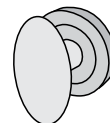
Lever 62



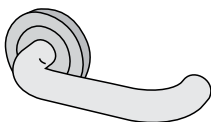
Lever 69



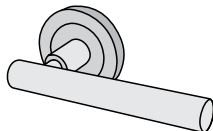
Lever 80



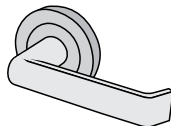
Lever 51



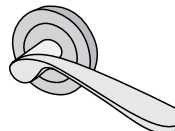
Lever 57



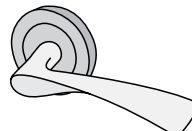
Lever 63



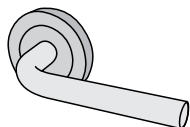
Lever 70



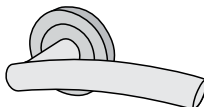
Lever 91



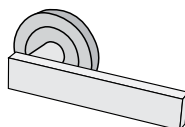
Lever 52



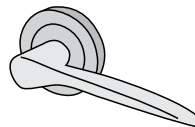
Lever 58



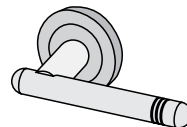
Lever 64



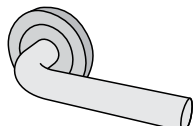
Lever 71



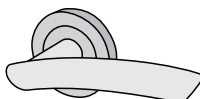
Lever 93



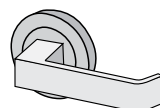
Lever 53



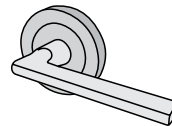
Lever 59



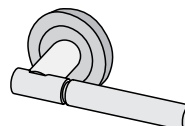
Lever 65



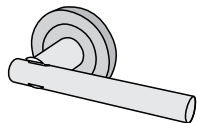
Lever 72



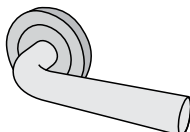
Lever 94



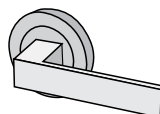
Lever 54



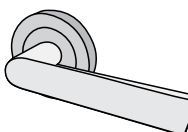
Lever 60



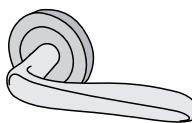
Lever 66



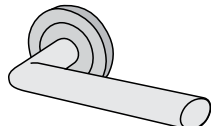
Lever 73



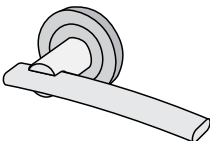
Lever 96



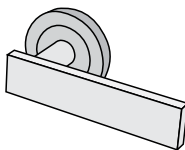
Lever 55



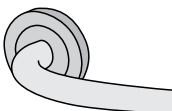
Lever 61



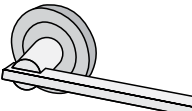
Lever 67



Lever 74

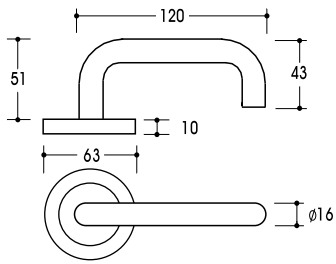


Lever 97

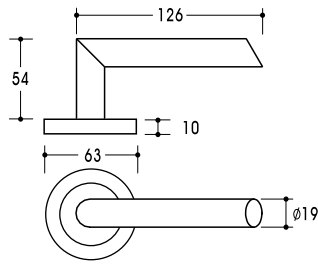


Series D-Dimensional Details

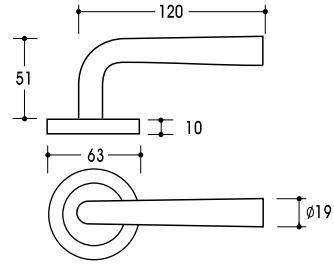
Lever 50



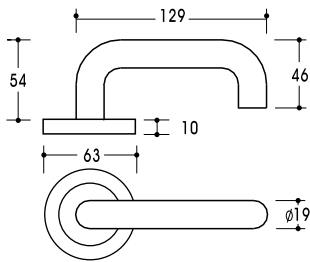
Lever 55



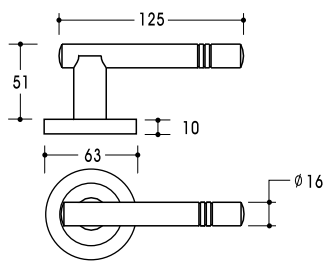
Lever 60



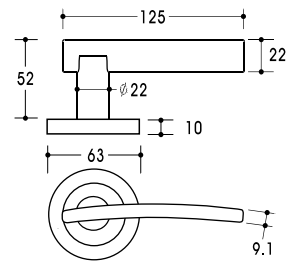
Lever 51



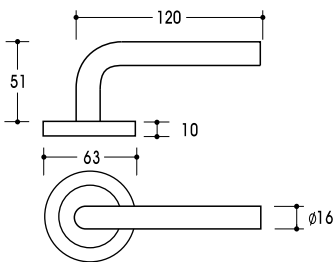
Lever 56



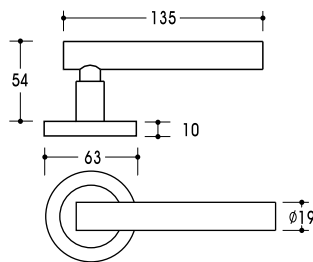
Lever 61



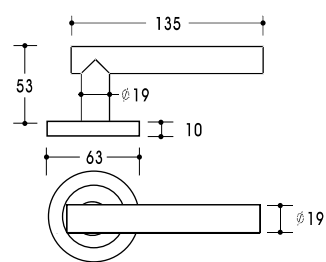
Lever 52



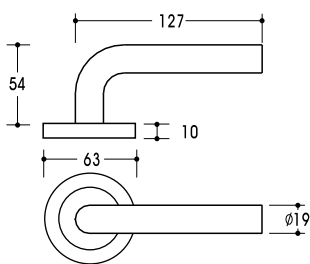
Lever 57



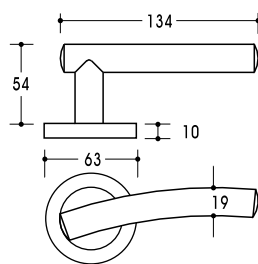
Lever 62



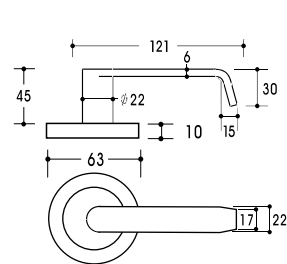
Lever 53



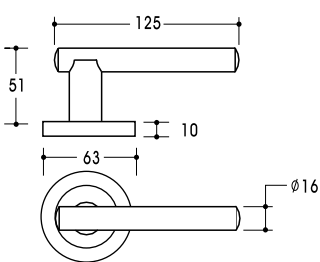
Lever 58



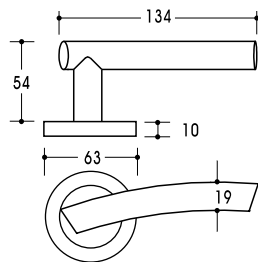
Lever 63



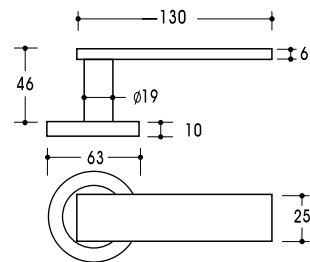
Lever 54



Lever 59



Lever 64

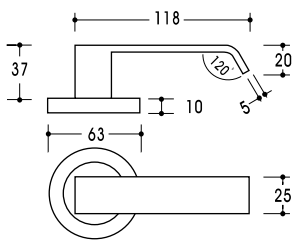


Door Furniture

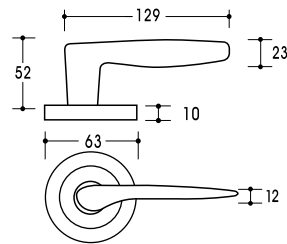


Series D-Dimensional Details

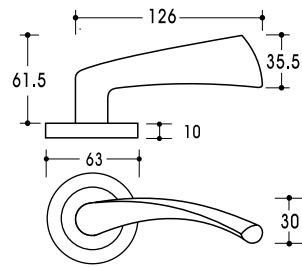
Lever 65



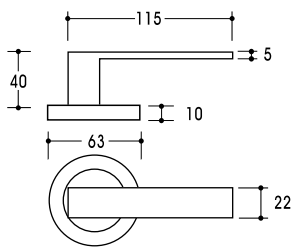
Lever 71



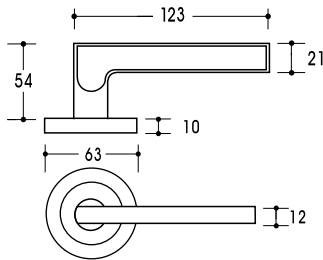
Lever 91



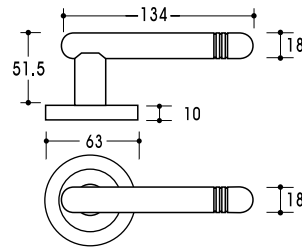
Lever 66



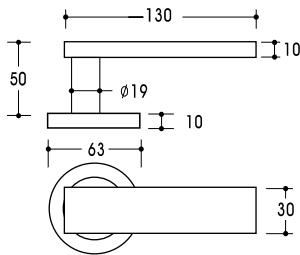
Lever 72



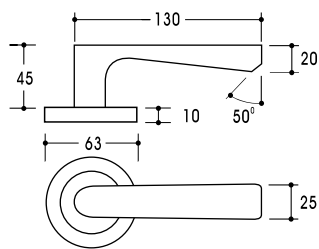
Lever 93



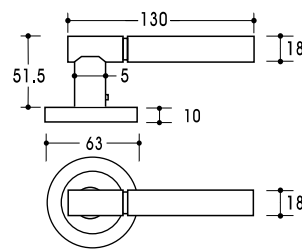
Lever 67



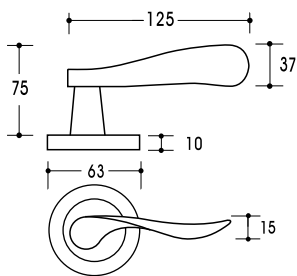
Lever 73



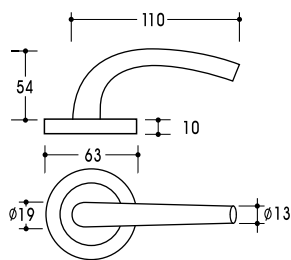
Lever 94



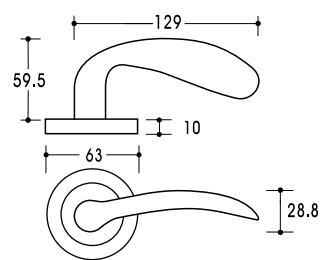
Lever 69



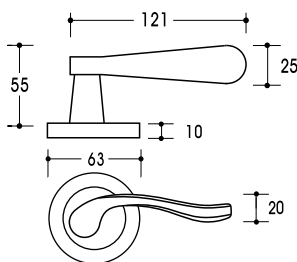
Lever 74



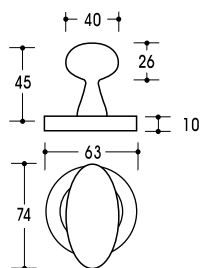
Lever 96



Lever 70



Lever 80



Lever 97

