



6000 Series

Door furniture



Fire Rated: Tested on fire door assemblies in accordance with Australian Standards, refer fire door manufacturer for specific approval details

Legge offers a range of leading hardware furniture designs for commercial and quality residential applications. Legge 6000 Series has a round rose with a wide selection of designer levers to choose from.

The Legge 6000 Series will enhance the standard and elegance of any residential and commercial applications including apartments, office fitouts, hotels, and high end homes.

Features

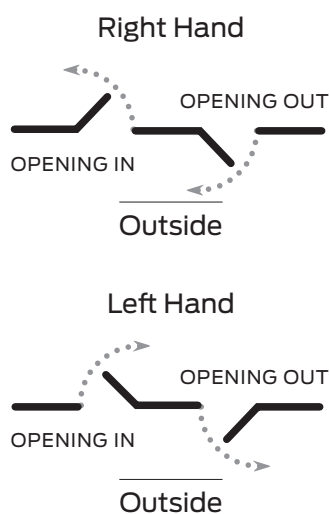
- Constructed of quality components, with forged brass levers and die cast inner roses
- Levers non-handed, except for Alessandro and Chagall when used as either a half set or half set fixed
- All Legge 6000 Series levers are available in a square rose option by adding the optional outer square rose cap
- Furniture re-handed by simple relocation of stop block
- Heavy duty spring provides a smooth, positive return action of the lever and eliminates drooping, extending the life of the product
- The 10 year mechanical warranty provides specifiers and users with assured quality and performance
- Suitable for use on fire door assemblies when used with fire rated locks and latches

Specification guide

Function	Lever	Finish
Lock/latch furniture 6000	refer following pages	Antique bronze A
Half set 6001		Chrome plate C
Half set fixed 6002		Oil rubbed bronze ORB
Blank rose 6003		Polished brass P
Passage latch set 6005		Polished brass unlacquered PU
Privacy latch set 6006		Satin chrome plate S
		Satin black chrome SBC
		Satin brass SB
		Satin brass unlacquered SBU

- Function**
Select the desired function e.g. Passage set 6005
- Lever**
Select the required lever design - e.g. Leonardo #12 6005/12
- Finish**
Select the desired finish e.g. Satin chrome plate 6005/12S

Handing guide

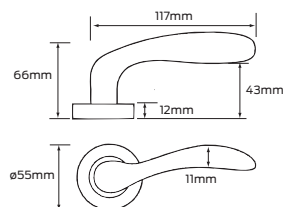


Specifications	
Door type	Timber or metal
Door thickness	Latch furniture 32mm to 50mm Passage set 32mm to 50mm Privacy set 32mm to 42mm
Backset	60mm
Spindle size	7.6mm
Compatible locks/ latches	Schlage ME Series mortice locks Legge 990MF Series mortice locks
Fixing	Bolt-through concealed fixing. Screw length 75mm
Materials	Forged brass handles, zinc die cast roses
Finishes	Antique bronze, Chrome plate, Oil rubbed bronze, Polished brass, Polish brass unlacquered, Satin chrome plate, Satin black chrome, Satin brass, and Satin brass unlacquered
Warranty	10 year mechanical 10 year finish for C, P, PU, S, SB and SBU 1 year finish A, ORB, and SBC

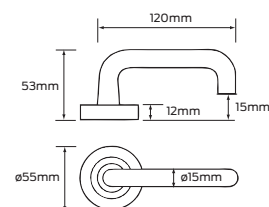
Functions	Outside	Inside
6000 - Lock/latch furniture Pair of levers to be used with a latch or mortice lock or converted to dummy trim with fixing kit		
6001 - Half set Single lever to be used with a latch or converted to dummy trim with fixing kit		
6002 - Half set fixed Single inactive lever which is used as a door pull or matching trim		
6003 - Blank rose Used with a single lever for through fixing		
6005 - Passage latchset (60mm backset) Both levers always unlocked		
6006 - Privacy latchset (60mm backset) Push-button locks outside lever (outside emergency release). Inside lever unlocks door		

Legge 6000 Series levers

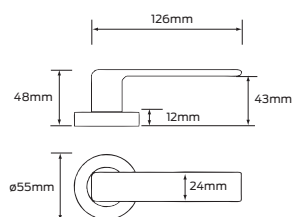
Alessandro #55



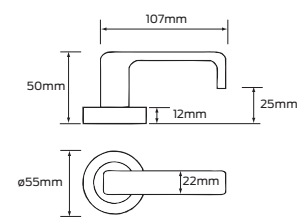
Alpha #29



Angelo #57

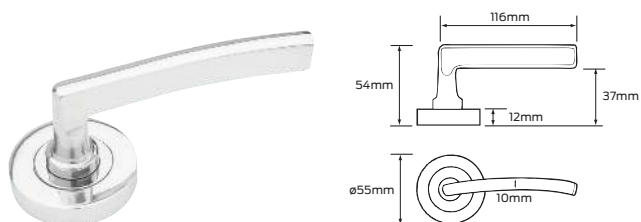


Bergen

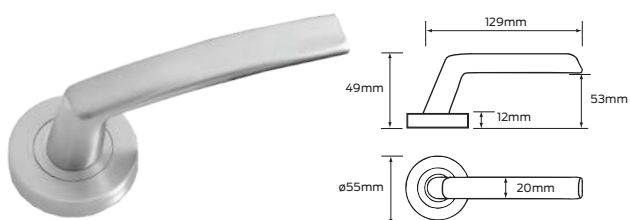


Legge 6000 Series levers

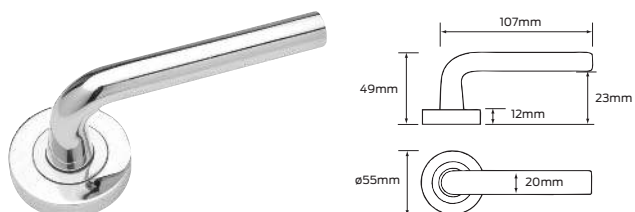
Chagall #51 



Cisa #59



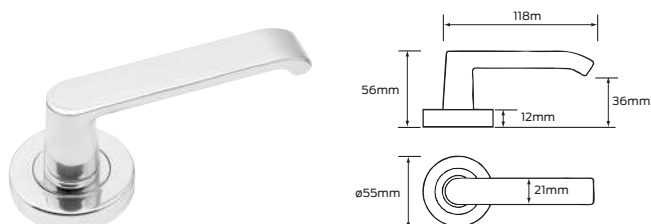
Diablo #15



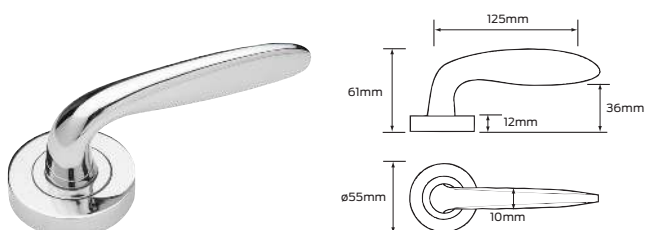
Ergo #62



Leonardo #12

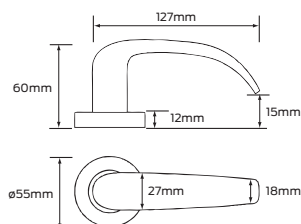


Monet #50

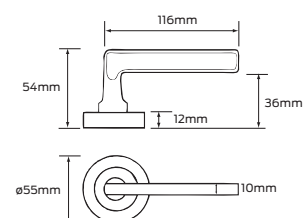


Legge 6000 Series levers

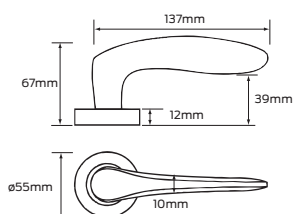
Neptune



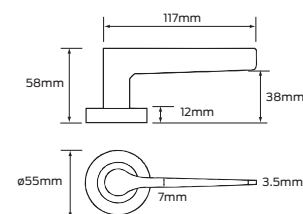
Renoir #52



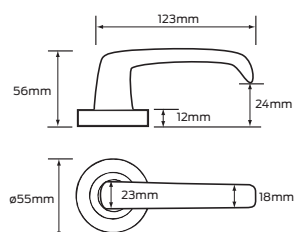
Rubens #56



Salvador #27



Trilo #61




Legge 6000 Series escutcheons and spare parts


Cylinder #6008



Euro profile cylinder #6012



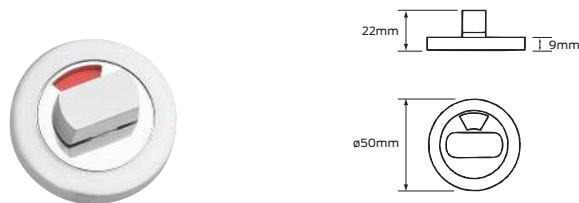
Emergency release #6009



Indicating emergency release #6014



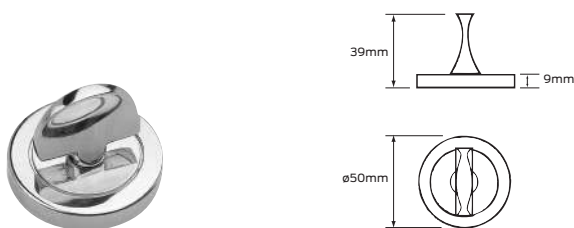
Indicating turn #6013



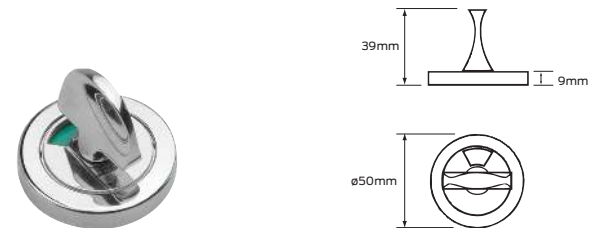
Turn #6007



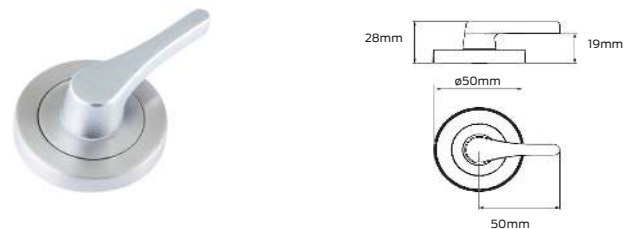
Large turn #6010



Indicating large turn #6015



Accessible turn #6054



Indicating accessible turn #6054IND



Depicted in RH

Depicted in RH

Dummy trim fixing kit

Allows conversion of latch furniture to dummy trim function. One kit required per handle



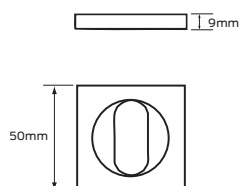
Legge 8000 Series escutcheons and spare parts

Square outer rose option passage #Z800102




Add this cap with the preferred Legge 6000 Series lever as a square rose option for passage or latch furniture functions (excludes privacy option and two units required for a furniture set).

Cylinder #8008

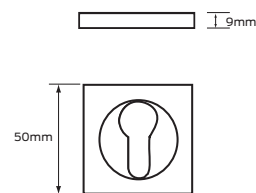


Square outer rose option privacy #Z800202

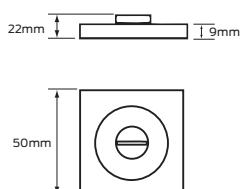


Add this cap with the preferred Legge 6000 Series lever as a square rose option for privacy furniture functions (not suitable for passage or latch furniture and two units required for a furniture set)

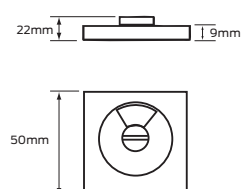
Euro profile cylinder #8012



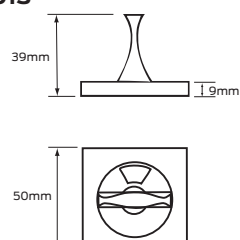
Emergency release #8009



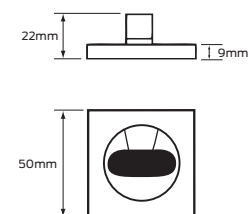
Indicating emergency release #8014



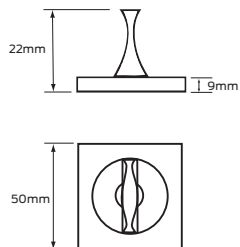
Indicating large turn #8015



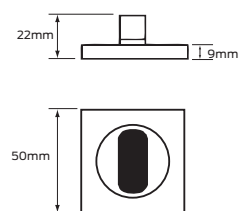
Indicating turn #8013



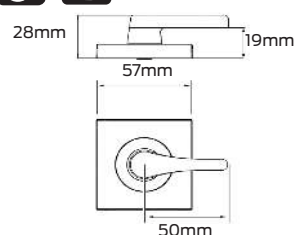
Large turn #8010



Turn #8007

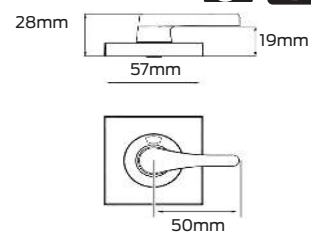


Accessible turn #8054



Depicted in RH

Indicating accessible turn #8054IND



Depicted in RH



Denotes handed lever/ Turn Snib