



# Grande Series

Door furniture & deadbolts



The new Schlage Grande Series is the perfect finishing touch to add style and splendour to any door in the home.

Combining ease of installation with contemporary and architectural designs, this series is not only aesthetically pleasing but incredibly durable and functional. Perfect for residential and light commercial applications such as retirement homes and apartments. The range is available in standard round rose, or square rose as an optional accessory. The Schlage commitment to product quality and integrity is your key to peace of mind, with all of our products designed to meet the most stringent quality standards and backed by extensive warranties.

## Features

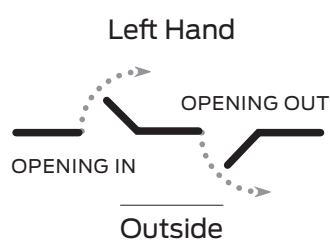
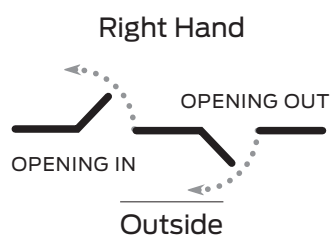
- Available in five elegant lever designs
- 64mm rose to cover both 54mm and 25mm hole preparations
- Lever and rose constructed of high purity zinc alloy
- Can be used with both tubular latches or mortice locks
- Non-handed except Mila dummy trim
- Satin chrome plate square rose caps available in Alba and Stella (sold separately).
- Built in privacy push-button for ease of use
- Replaceable spring
- Centra lever is AS1428:1-2009 compliant

## Specification guide

Series	Lever	Function	Finish
Grande ..... G	Alba ..... A	Dummy trim ..... DT	Satin chrome plate ..... SCP
	Centra ..... C	Latch furniture ..... LAF	
	Diva ..... D	Passage set ..... PAS	
	Mila ..... M	Privacy set ..... PRI	
	Stella ..... S		

1. Series  
Select the required series e.g. Grande ..... G
2. Lever  
Select the required lever design e.g. Centra ..... GC
3. Function  
Select the desired function e.g. Passage set ..... GCPAS
4. Finish  
Select the desired finish e.g. Satin chrome plate ..... GCPASSCP

## Handing guide



### Specifications

<b>Door type</b>	Timber or metal
<b>Door thickness</b>	Passage set 32mm to 50mm Privacy set 32mm to 42mm
<b>Door preparation</b>	54mm or 25mm hole
<b>Backset</b>	60mm or 70mm
<b>Spindle size</b>	7.6mm or 8.00mm
<b>Compatible locks/ latches</b>	Tubular latches, ME Series mortice locks 990 Series mortice locks
<b>Fixing</b>	Concealed through fixing
<b>Materials</b>	Zinc die cast lever and rose
<b>Finishes</b>	Satin chrome plate
<b>Warranty</b>	10 year mechanical and finish when used on residential applications

### Functions

#### DT - Dummy trim

Inactive lever which is used as a door pull or matching trim



#### LAF - Latch furniture

Two levers to be used with a latch, mortice lock or converted to dummy trim with fixing kit



#### PAS - Passage set (60mm or 70mm backset)

Both levers always unlocked



#### PRI - Privacy set (60mm or 70mm backset)

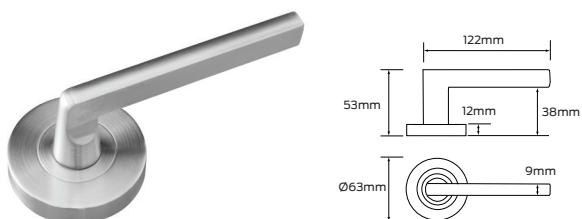
Push-button locks outside lever (outside emergency release). Inside lever unlocks door



## Grande Series lever designs

### Alba

**Finish:** Satin chrome plate



### Centra




**Finish:** Satin chrome plate



### Diva


**Finish:** Satin chrome plate



### Mila




**Finish:** Satin chrome plate



### Stella

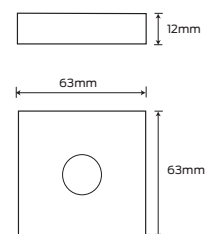
**Finish:** Satin chrome plate



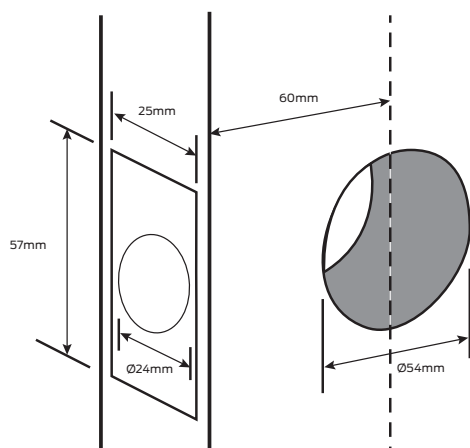
### Square rose cap

Optional extra in passage and privacy.  
Supplied in twin pack visual hang sell  
packaging

**Finish:** Satin chrome plate



### Door preparation



AS1428:1-2009 compliant

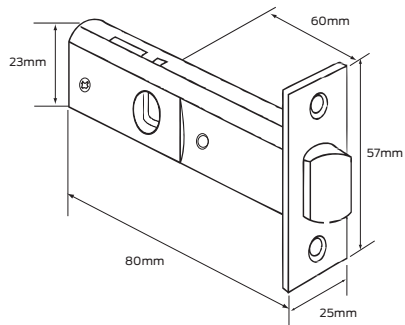


Denotes handing  
Dummy trim only

## Grande Series accessories

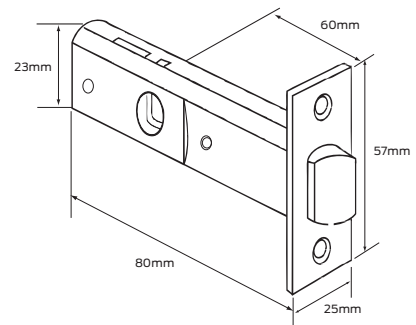
### Passage latch

60mm backset  
**Finish:** Satin chrome plate



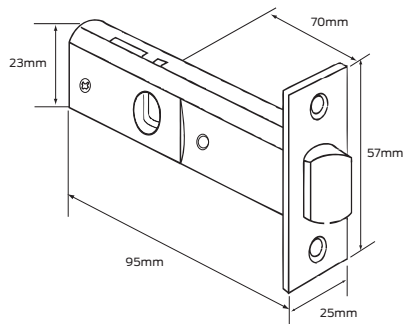
### Privacy latch

60mm backset  
**Finish:** Satin chrome plate



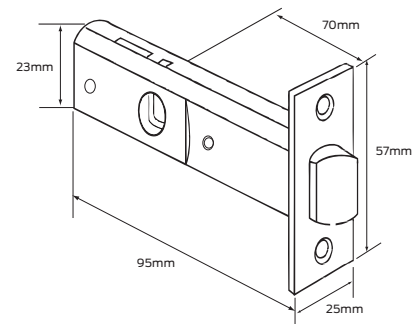
### Passage latch

70mm backset  
**Finish:** Satin stainless steel



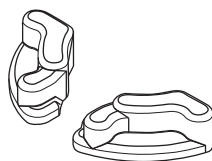
### Privacy latch

70mm backset  
**Finish:** Satin stainless steel



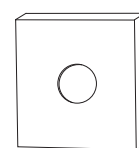
### Dummy trim fixing kit

Allows conversion of lever furniture to dummy trim function.  
One kit required per lever

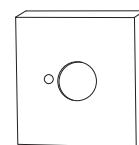


### Square rose caps

Turn round rose furniture into square rose furniture  
**Finish:** Satin chrome plate



PASSAGE



PRIVACY

### Universal rebate kit

**Finish:** Satin chrome plate

