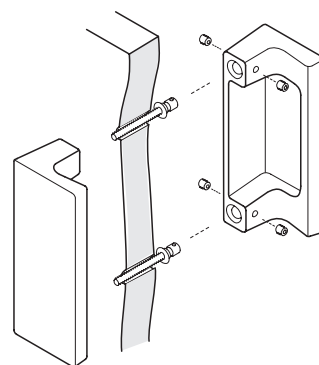
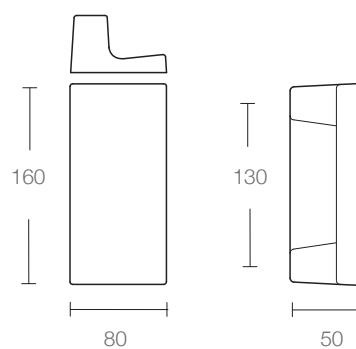


# Slab Pull 160

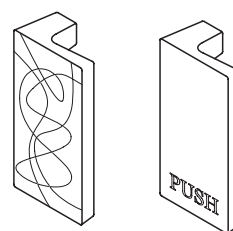
Suitable for aluminum joinery minimum 30 mm back set, customized engraving available on request  
A larger Slab 280 is also available



Photo: Slab 160



Standard Back to Back Pair



Sample engraving