

## 1 Drilling & Setting Height of Door

Set to desired height and distance from door edge.

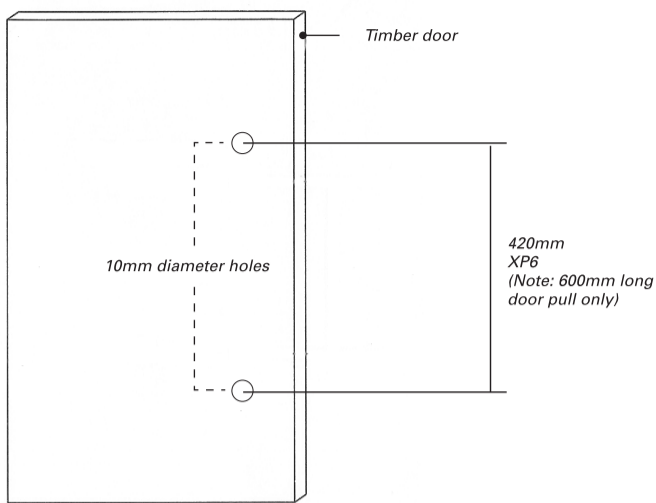
For timber doors: pilot drill two 3mm holes through door, then finish drill the two holes using a 10mm diameter drill from either side of the door to help prevent any splintering of door.

Distance between two holes centre:

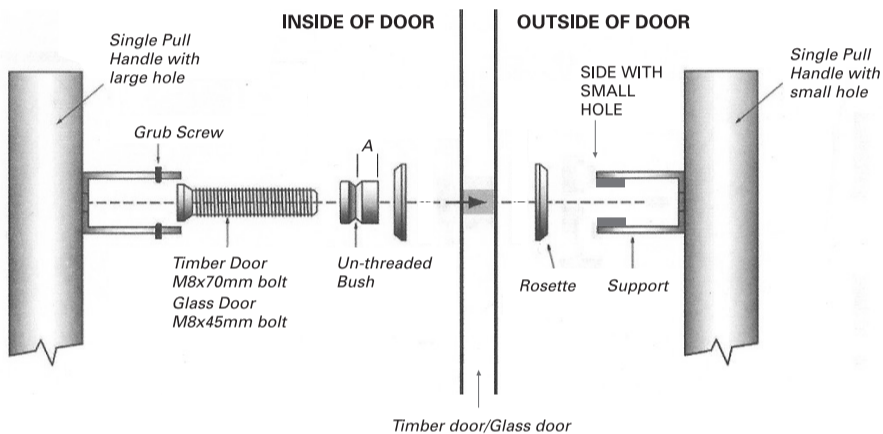
- XP6 600mm long door pull = 420mm.

**Note:**

- XP6 900mm long door pull = 720mm.
- XP6 1200mm long door pull = 1020mm (3 pillars).



## 2 Installing Single Pull Handle with Small Hole



Working from the inside of the door, hold stainless steel rosette over the hole against the un-threaded bush onto the rosette, ensuring the larger section of the bush, as marked 'A' in above illustration, is facing the door.

From the same side, insert the M8 x 70mm bolt with small head through bush and door to extend on the other side.

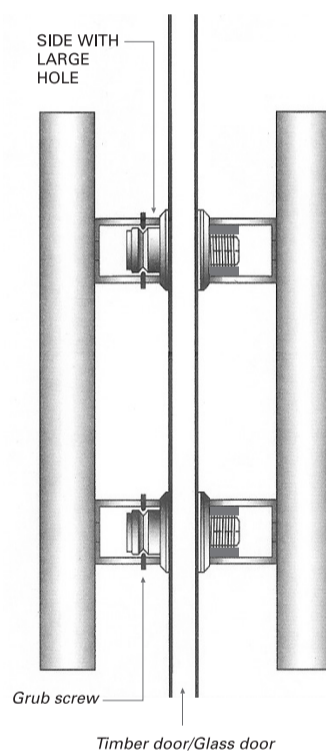
Place stainless steel rosette over the extended bolt.

Place single pull handle with small hole into extended bolt, onto rosette. Screw on until all components are firmly held to the door.

Tighten the bolt securely with screwdriver.

Install same top and bottom.

## 3 Installing Single Pull Handle with Large Hole



Place single pull handle with big hole support over each bush at top and bottom.

Install grub screws and tighten with allen key provided.

## Residential Door Hardware Warranty

Sylvan residential door hardware products are covered by the following warranty.

\* 15 year mechanical.

\* 7.5 year finish (see exclusions below).

Subject to the following conditions:

If a finish or mechanical defect occurs within the warranty period, simply return the product together with proof of purchase to the point of purchase. Upon receipt of defective product it will be either repaired or replaced free of charge. This warranty only applies to the original user of the product, and is non transferable.

Sylvan residential door hardware warranty excludes the following:

- Indirect or consequential loss or damage
- Cost of removal and or replacement
- Cost of freight and or travel time
- Improper installation or failure to follow fitting instructions
- Abuse or misuse of the product
- Use of the product for the purpose which the product was not designed
- Scratches from keys/rings, abrasions or deterioration due to use of paint, solvents or other chemicals
- Use of the product in exposed coastal or geothermal conditions
- The plated finishes of Polish Brass and Black Nickel are classified as soft finishes. As deterioration is possible under some climatic conditions, these finishes are excluded from this warranty
- Timber is a natural product and will fade over time. The warranty cannot cover fading of timber, but does cover the clear finish.