


Bespoke Hand Finishes

From our hands, to yours.

Windsor
ARCHITECTURAL HARDWARE



Our signature collection of bespoke hand finishes has been honed over decades of perfecting its true artisan form.

They've always been a labour of love which began with dipping cabinet knobs in 20 litre buckets in the backyard to apply a lacquer and curing them in the family living room.

Over time processes were refined, trends evolved and our collection grew.

Our hardware is forged and machined using the finest quality solid brass arriving at Windsor in a natural, raw state — a blank canvas ready to take on a new look.

To create the different finishes, we use a variety of metal treatments, then the finish is relieved-back by hand by our team of specialist craftspeople.


Some finishes are left in their natural state to age gracefully over time, these are our living finishes, others are coated with a resin lacquer to protect the colour and provide either a high gloss or matt finish, these are our lacquered finishes.

Door accessories, window hardware and pull handles are batch processed for precise colour coordination.

From our hands, to yours.



Dark Roman Brass



A smoky charcoal finish that after bronzing is rubbed back by hand to achieve lighter caramel edges that radiate through like twilight adding depth to your colour palette.

Natural Bronze




Warm autumn hues that bring through texture similar to stone. This unlacquered finish is left to patina naturally over time.

Oil Rubbed Bronze



This finish offers bronze tones varying from a dark truffle through to champagne by hand rubbing the hardware with oil to achieve the natural patina appearance.

Roman Brass



A medium toned bronze finish that depicts shadows of dusk. It is rubbed back by hand and left to patina naturally over time.

Rumbled Brass



Our most textured finish, this medium brass tone is favoured for its perfect imperfections.

Unlacquered Brass



A luxurious golden colour with the same distinctive honey look as Polished Brass but non-lacquered. This is brass in its raw and natural form.

Unlacquered Satin Brass



This brushed brass finish is more subtle than its lacquered counterpart and offers a soft lustrous sheen that will age naturally.

Antique Bronze



A traditional bronze finish with shades of rich chocolate and protected with a gloss lacquer. Often used in heritage homes to complement natural wooden doors and windows.

Brushed Bronze




Visible brush strokes add texture and bring through different brass undertones coated in a gloss lacquer to add shine and protection.

Polished Brass



A timeless classic, this mirror finish coordinates well with many other fixtures in the home and can appear traditional or modern depending on the lever style it is applied to.

Matt Antique Bronze




An earthy bronzed finish depicting the tones of a New Zealand forest floor and coated in a matt lacquer.

Matt Satin Brass



An elegant brushed brass finish that emits a soft luminous sheen through the added matt lacquer.

Brushed Nickel



Nickel electroplating is made up of several layers of colour then brushed and finished with a gloss clearcoat to protect the finish.

Graphite Nickel




Graphite Nickel resembles tones similar to 'gunmetal' and offers a softer look than black whilst still adding texture and depth to a home.

Matt Black



Matt Black is a bold finish and resembles a deep midnight tone. The finish is applied with electroplating, with some items powdercoated to achieve matching finishes across the range.

Satin Chrome



Satin Chrome is derived from a heavy chrome electroplate that is brushed back to achieve a consistent and seamless matt finish.

Care & Maintenance

The hardware showcased in this catalogue is constructed from solid brass and available in hand crafted finishes (living or lacquered) and stocked (plated) finishes. Living finishes are left in their natural state to age gracefully over time and lacquered finishes are coated with a resin lacquer to protect the colour and provide either a high gloss or matt finish.

It is recommended that all painting or staining of the doors is completed prior to installation of the door handles.

Living Finishes

The living finishes will naturally patina over time with general use. As with all living and aging finishes, it is recommended to clean the surface periodically with a damp soapy cloth to remove any build up of dust and grime that may cause corrosion and affect the integrity of the finish.

Unlacquered Brass can be further protected by using the Windsor wax polish occasionally, rubbing this lightly over the surface will provide a layer of protection for extended finish longevity.

Oil Rubbed Bronze, Roman Brass and Dark Roman Brass can be preserved by gently applying a thin oil layer to the surface from time to time. Wipe a thin layer of olive oil (or similar) over the handle then with a clean cloth wipe again to remove any excess on the surface.

Lacquered Finishes

The finishes with a lacquer are recommended to be kept free of dust and grime to prevent any chance of these particles affecting the integrity of the lacquer and potentially causing breakdown or discolouration. We suggest these are wiped and cleaned periodically using a mild window cleaner and damp cloth.

Gloss lacquered finishes may get some light surface scratches appearing with normal wear and tear, for this we recommend using the Windsor wax polish occasionally, rubbing this lightly over the affected area to will provide a layer of protection for extended finish longevity.

We do not recommend lacquered finishes to be used externally as if badly scratched or damaged tarnishing can occur.

Stocked Finishes

To protect your handles we suggest cleaning the surface of your hardware periodically with a warm soapy lightly dampened cloth to remove any build-up of dust and grime that may cause corrosion

and affect the integrity of the finish. Then simply dry thoroughly with a clean, soft cloth. Minimum of monthly cleaning of door handles is recommended for both finish preservation and general hygiene.

Atmospheric conditions, salt deposits, acids, caustic agents, cement or dust on construction sites all have the potential to cause discolouration to the surface.

Please avoid using any metal polishes, abrasive cleaners, scorers or rough cloths that may damage or scratch the hardware and do not spray or immerse the hardware in liquid to clean.



Windsor Architectural Hardware

New Zealand

0800 607 028

sales@windsorhardware.co.nz

[**windsorhardware.co.nz**](http://windsorhardware.co.nz)

Australia

1800 841 643

sales@windsorhardware.com.au

[**windsorhardware.com.au**](http://windsorhardware.com.au)

