

VERGE - LINEAR KNURLED

Inspired by industrial pipe systems with a dominant T-bar intersection of the neck to lever expanding into a barrel feature etched in knurled options.

The fluid lines and organic curves morph into any home décor and design with the change of a finish.

Longplate

- 8483 Lever Set
- 8483LD Dummy Lever - LH
- 8483RD Dummy Lever - RH
- 8483-E85 E85 Lever Set
- 8487 Passage Set*
- 8488 P85 Privacy Set*
- 8486 E85 Entrance Set

- > Lever Set
Includes Levers only
- > Dummy Lever
Includes single LH or RH Lever and 1152 Dummy Mount
- > Passage Set*
Includes Levers and 1172 Tubular Latch - 57mm b/s
- > Longplate Privacy Set P85*
Includes P85 Levers, 1172 Tubular Latch, 1173 Tubular Bolt and 8457 Turn & Escape - 57mm b/s
- > Longplate Entrance Set E85
Includes E85 Levers, 1403 or 1143 Euro Mortice Lock (finish dependent) and 1148 Euro Cylinder & Turn - 60mm b/s

* Available with standard or magnetic latches. To upgrade any passage or separate privacy (auxiliary) set to magnetic latches simply add an 'M' to the end of the existing 4 digit code.

NIDO



Specs

- > Constructed from solid brass
- > Through fixing bolts provided, blank screws head one side
- > Suits door thicknesses of 35-50mm
- > For door thicknesses that exceed this, custom spindles and alternative fixings will need to be sourced
- > Suitable for interior and exterior use

Installation

- > 57mm backset (see diagram) or magnetic latch 60mm
- > Passage Set installation shown
- > Inside hole for spindle can be 22-25mm diameter

Dimensions

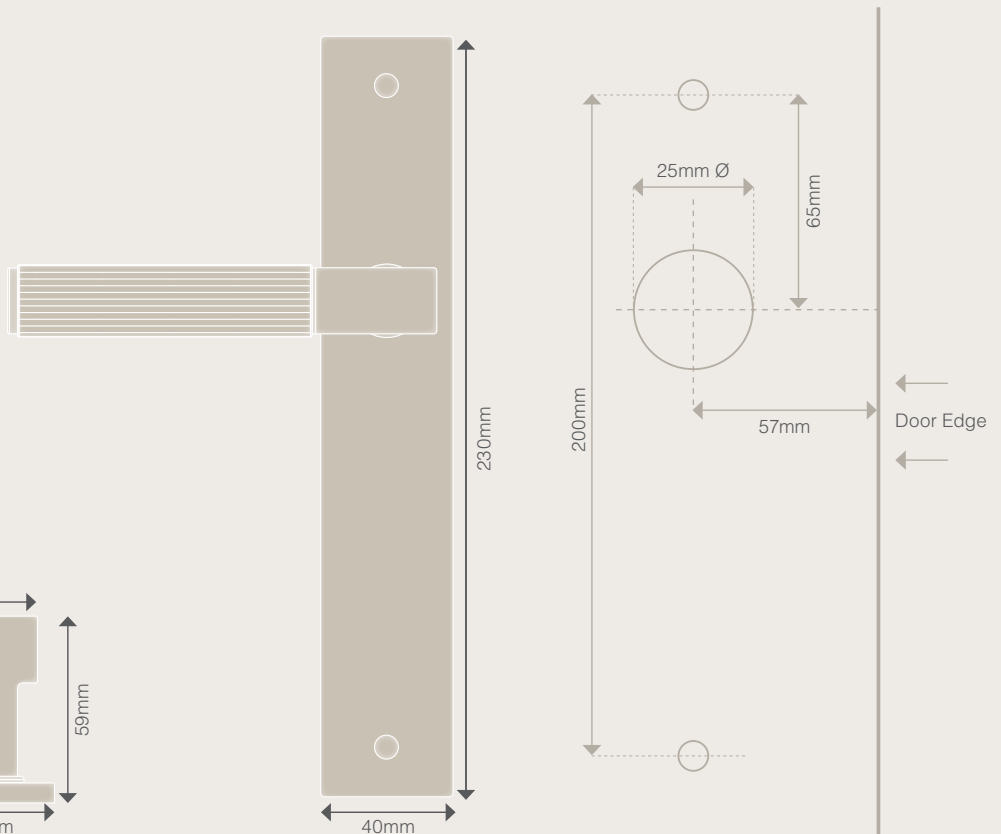
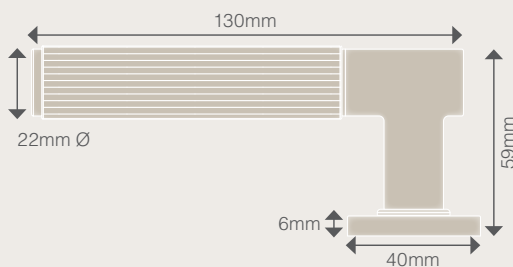



Diagram is not to scale, please refer to fitting instructions [here](#).


Finishes

Stocked




BN

Brushed Nickel




BLK

Matt Black



GN


Graphite Nickel



MSB


Matt Satin Brass

Living



DRB

Dark Roman Brass



RB

Roman Brass

To view this handle style in each finish option, visit our [website](#) and enter any product code listed on page 1 of this document.

Care & Maintenance

Stocked Finishes

To protect your handles we suggest cleaning the surface of your hardware periodically with a warm soapy lightly dampened cloth to remove any build-up of dust and grime that may cause corrosion and affect the integrity of the finish. Then simply dry thoroughly with a clean, soft cloth. Minimum of monthly cleaning of door handles is recommended for both finish preservation and general hygiene.

Atmospheric conditions, salt deposits, acids, caustic agents, cement or dust on construction sites all have the potential to cause discolouration to the surface.

Please avoid using any metal polishes, abrasive cleaners, scorers or rough cloths that may damage or scratch the hardware and do not spray or immerse the hardware in liquid to clean.

Living Finishes

The living finishes will naturally patina over time with general use. As with all living and aging finishes, it is recommended to clean the surface periodically with a damp soapy cloth to remove any build up of dust and grime that may cause corrosion and affect the integrity of the finish.

Roman Brass and Dark Roman Brass can be preserved by gently applying a thin oil layer to the surface from time to time. Wipe a thin layer of olive oil (or similar) over the handle then with a clean cloth wipe again to remove any excess on the surface.