

# ORIZON

6515.....Orizon Cabinet Handle - 260mm

## Specs

- > Linear knurled
- > 260mm overall length
- > 230mm centres
- > 15mm Ø bar
- > 41mm projection (44mm with mounting discs)
- > Constructed from solid brass
- > Optional mounting discs
- > Suits door thicknesses of maximum 23mm with our standard screw
- > For door thicknesses that exceed this alternative fixings will need to be sourced
- > Suitable for interior use


## Installation

- > Pilot holes for screw 5.5mm Ø
- > Thru fixings supplied
- > Can be installed horizontally or vertically depending on cabinetry
- > Can be installed with or without the supplied mounting discs
- > For retro-fitting cabinetry backing plates can be ordered separately see below product codes

## Backing Plate Codes

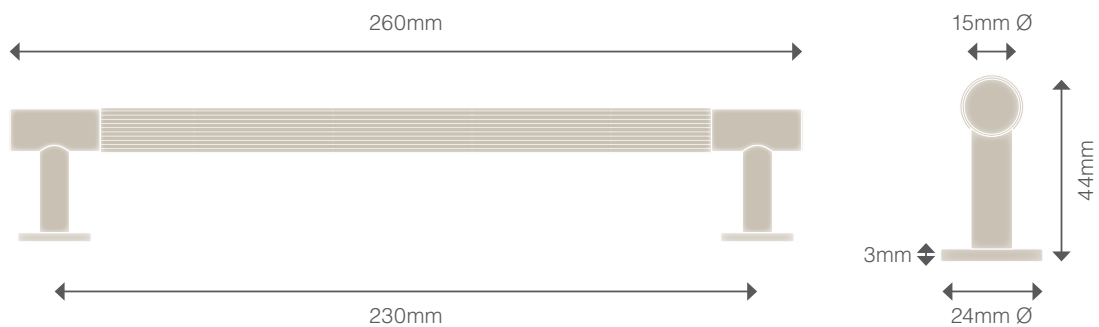
6526 - 160mm  
6527 - 260mm  
6528 - 360mm

# Cabinet Handle



## Dimensions

### Cabinet handle dimensions incl. mounting discs



### Backing plate dimensions

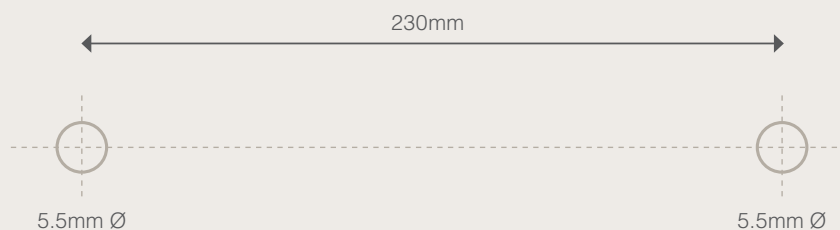



Diagram is not to scale, please refer to fitting instructions [here](#).

## Finishes

## Stocked




BN

Brushed Nickel



BLK

Matt Black



GN

Graphite Nickel



MSB

Matt Satin Brass

## Living



DRB

Dark Roman Brass



RB

Roman Brass

To view this handle style in each finish option, visit our [website](#) and enter any product code listed on page 1 of this document.

## Care &amp; Maintenance

**Stocked Finishes**

To protect your handles we suggest cleaning the surface of your hardware periodically with a warm soapy lightly dampened cloth to remove any build-up of dust and grime that may cause corrosion and affect the integrity of the finish. Then simply dry thoroughly with a clean, soft cloth. Minimum of monthly cleaning of door handles is recommended for both finish preservation and general hygiene.

Atmospheric conditions, salt deposits, acids, caustic agents, cement or dust on construction sites all have the potential to cause discolouration to the surface.

Please avoid using any metal polishes, abrasive cleaners, scorers or rough cloths that may damage or scratch the hardware and do not spray or immerse the hardware in liquid to clean.

**Living Finishes**

The living finishes will naturally patina over time with general use. As with all living and aging finishes, it is recommended to clean the surface periodically with a damp soapy cloth to remove any build up of dust and grime that may cause corrosion and affect the integrity of the finish.

Roman Brass and Dark Roman Brass can be preserved by gently applying a thin oil layer to the surface from time to time. Wipe a thin layer of olive oil (or similar) over the handle then with a clean cloth wipe again to remove any excess on the surface.