

Sliding Door Lock

Manufactured entirely from Stainless steel and Aluminium to ensure a highly corrosion resistant lock kit in harsh coastal conditions



Designed and manufactured in New Zealand,
specifically for our coastal environment.

ZEBRATTI
Architectural Designer Hardware

Sliding Door Lock

LCS 33 - 40 - 60

The Zebratti sliding door lock has been developed as a low profile lock, for use with stacker and cavity sliding doors, in both timber and aluminium joinery.

The LCS Lock range requires a minimum of 37mm thick door section.

The twin locking prongs are driven by the snib inside the flush handle. The key is used finally to lock the prongs in place.

Handle fixings have been cancelled for a clean minimal look.



Features

- Corrosion Resistant - made entirely from Aluminium and Stainless Steel
- Smooth Operation
- Twin Locking Prongs - Anti lift

Available Handle Surface Finishes

- Satin Chrome
- Matt Black
- Antique Bronze
- Powder Coated

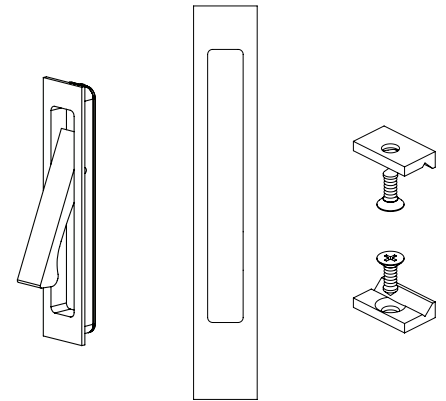
Specifications	Detail
Backsets	33, 40, 60mm
Min Stile Thickness	37mm
Lock Width	14mm
Handle Outer Size	242x38mm

Lock Kit

Lock kits include an adjustable strike plate and eurocylinder



Accessories



Item Number	Configuration	Backseat
LCS ## THL or SC	Twin Handle, Double Key	33,40 or 60mm
LCS ## THLNL or SC	Twin Handle, Single Key	33,40 or 60mm
LCS ## THLB or SC	Twin Handle (Blank outside handle), Single Key	33,40 or 60mm
LCS ## THP or SC	Twin Handle, Privacy, and Single Key	33,40 or 60mm
LCS ## SHL or SC	Single Handle, Single Key	33,40 or 60mm
LCS ## THNLB	Twin Handle, (Blank outside handle), No Key	33,40 or 60mm

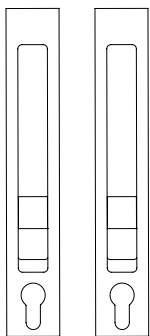
Edge Pulls
EP125

Blank Handle
100LCSFPB

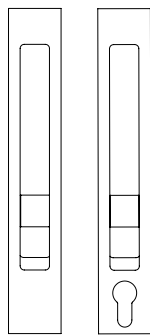
Timber Fixing Kit
LCSTF

NOTE: Replace ## with backset dimension

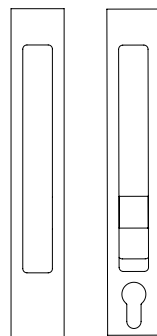
Handle Options



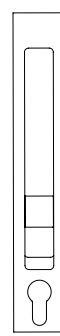
Item
LCS##THL



Item
LCS##THLNL



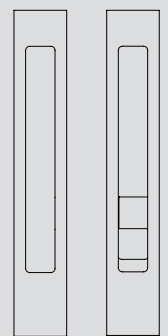
Item
LCS##THLB



Item
LCS##SHL



Item
LCS##THLP



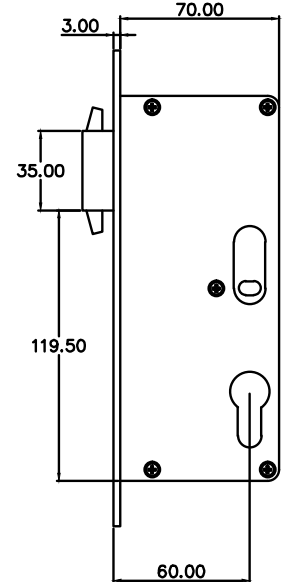
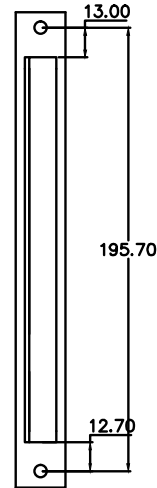
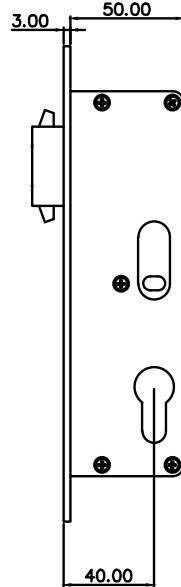
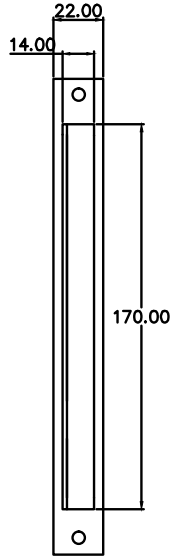
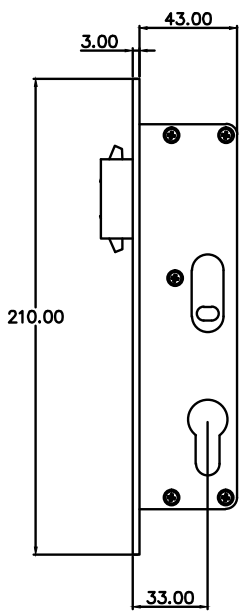
Item
LCS##THNLB

Interior Use Only

33mm Backset Lock

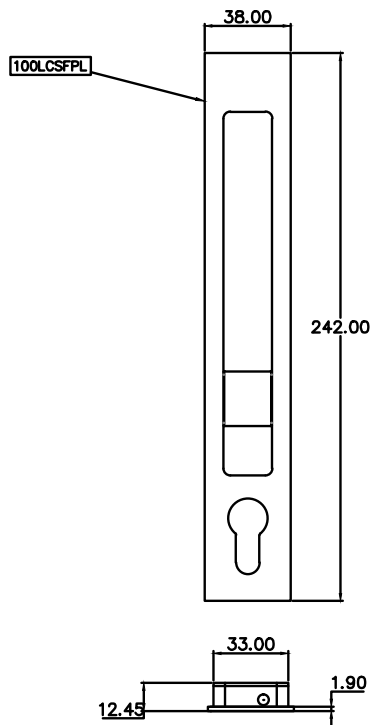
40mm Backset Lock

60mm Backset Lock

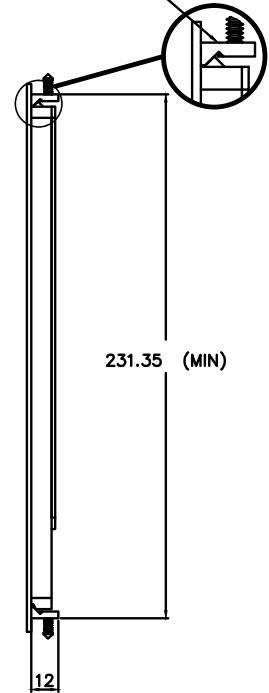


Sliding Lock Flush Handle

Aluminium



Wedge - For Timber



Sliding Door Lock Order Form

LCS 33 - 40 - 60

Please tick one box per field

DATE _____

CLIENT/CUSTOMER _____

PURCHASE ORDER NO _____

BACKSET

33mm Sliding door lock

40mm Sliding door lock

60mm Sliding door lock
(Generally for timber)

KEY TO LIKE

For multiple locks in a building

IN-BUILT EDGE PULL

Required

Not required

STILE / DOOR THICKNESS

35 - 40mm

40 - 44mm

55 - 61mm
(Double locking only)

61 - 67mm
(one side locking only)

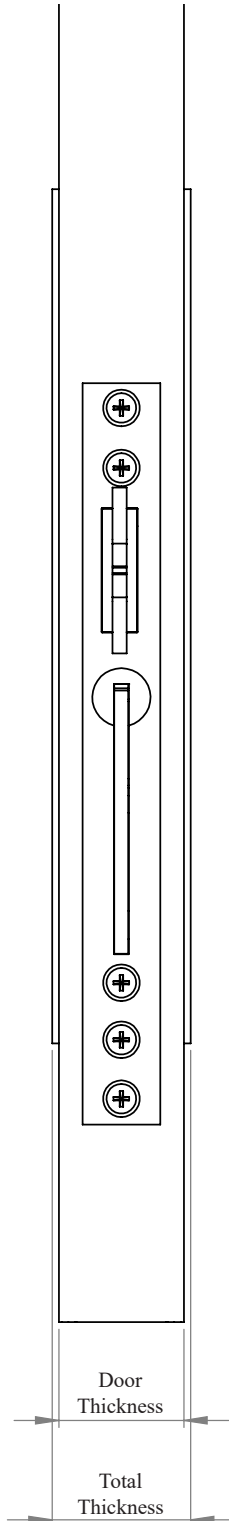
LEFT HAND

Key

Handle Snib

Privacy Release

Blank



JOINERY

Aluminium
(MIN Door thickness 35.4mm)

Timber
(MIN Door thickness 38mm)

FINISHING OPTIONS

Satin Chrome

Bronze Plated

Black Ace - PC

Arctic White - PC

Mid Bronze - PC

Antique Bronze
(Made to order with longer lead time)

Custom - PC dulux
(Please specify in order)

RIGHT HAND

Key

Handle Snib

Privacy Release

Blank